

Appendix 1

Syllabus

Syllabus of subject, senior high school (SMA/SMK/MA/MAK)

Subjects : English

Class X

Time Allocation : 2 Hours of Lessons/Week

A. Core Competencies

KI 1 : Demonstrate acceptable behavior in personal, socio-cultural, academic, and professional environments

KI 2 : Identify social functions, text structures, and linguistic elements of short and simple texts

KI 3 : Understand, apply, analyze factual conceptual, procedural knowledge based on their curiosity about science, technology, art, culture, and humanities with insight into humanity, nationality, state, and civilization related to the causes of phenomena and events, as well as apply knowledge procedures to studies that specific according to their talents and interest to solve problems.

KI 4 : Processing, presenting, and reasoning in the concrete realm (using, parsing, assembling, modifying, and creating) and abstract realms (writing, reading, counting, drawing and composing) according to what is learned in school and other sources from the same point of view/theory.

Basic Competencies	Learning Material	Learning Activities
3.9 Interpreting functions social and elements	<ul style="list-style-type: none"> Social function develops live 	<ul style="list-style-type: none"> Read, listen, and imitate the

language related to vocabulary used in everyday	<p>values and positive character</p> <ul style="list-style-type: none"> • Linguistic elements <ul style="list-style-type: none"> - Vocabulary and grammar language in acronyms - Speech, word stress, intonation, spelling, sign read and write hand 	<p>vocabulary that has given by the teacher</p> <ul style="list-style-type: none"> - Asking things unknown or different
4.9 Capturing meaning related to social function and linguistic elements contextually related to daily word	<ul style="list-style-type: none"> • Topic <p>Things that can give an example and grow behavior contained KI</p>	<ul style="list-style-type: none"> - Mention the meaning of the word include in the acronym of name - Doing reflection about process and results lean it

Appendix 2

LESSON PLAN

Name of Education Unit	: SMKN 1 Belimbing Hulu
Subjects or Themes/Subthemes	: English
Class/Semester	: X/2
Skill	: Vocabulary
Time Allocation	: 2x Meeting (2x60 minutes)

A. Core Competencies

- KI 1 : Demonstrate acceptable behavior in personal, socio-cultural, academic, and professional environments
- KI 2 : Identify social functions, text structures, and linguistic elements of short and simple texts
- KI 3 : Understand, apply, analyze factual conceptual, procedural knowledge based on their curiosity about science, technology, art, culture, and humanities with insight into humanity, nationality, state, and civilization related to the causes of phenomena and events, as well as apply knowledge procedures to studies that specific according to their talents and interest to solve problems.

KI 4 : Processing, presenting, and reasoning in the concrete realm (using, parsing, assembling, modifying, and creating) and abstract realism (writing, reading, counting, drawing and composing) according to what is learned in school and other sources from the same point of view/theory.

B. Basic competencies and indicators of competency achievement:

Basic Competencies	Indicators of Competence Achievement
3.9 Interpreting functions social and elements language related to vocabulary used in everyday	3.9.1 Read, listen, and imitate the vocabulary that has given by the teacher 3.9.2 Imitating the pronunciation of vocabulary based on social function and linguistic elements
4.9 Capturing meaning related to social function and linguistic elements contextually related to daily word	4.9.1 Mention the meaning of the word include in the acronym of name 4.9.2 Spelling vocabulary correctly

C. Learning Objectives

After participating in a series of learning activities, students can:

1. Listen or read the expressions or words used to express and ask for the names of words that are in accordance with the acronym used in the context of their use
2. Imitate and memorize vocabulary that has been given with the acronym method in mnemonic techniques easily
3. Can remember and pronounce vocabulary easily after using mnemonic technique

D. Learning Materials

Vocabulary related the theme: Acronym of Name

Vocabulary		
Homes	Rainbow	Flower
H = Horse	R= Rose	F= Floor
O= Onion	A= Apple	L= Lamp
M= Money	I= Ice	O= Octopus
E= Eraser	N= Nail	W= Window
S= School	B= Branch	E= Engine
	O= Ocean	R= Racket
	W= Wall	

- Acronym of name from
- The name of nouns “HOMES”
- The name of nouns “Rainbow”
- The name of nouns “Flower”

E. Method

Through a scientific-based approach using the Mnemonic technique

F. Learning Activities

a. First Meeting

1. Opening Activities (10 minute)
<ul style="list-style-type: none"> - Giving opening greetings, prepare students to take part in the learning process such as praying. - Asking the attendance of students. - Asking the condition of students and their readiness. - Explain the learning objectives for today.
2. Main activities (60 minute)
<p>Observe</p> <ul style="list-style-type: none"> - The teacher explains the material to be studied. - The teacher gives list of the vocabulary nouns - The teacher mentioned the meaning of the vocabulary nouns. - The teacher drills the students to mentioned the meaning of the vocabulary nouns. <p>Ask</p> <ul style="list-style-type: none"> - The teacher asks students about vocabulary in acronym of name

<ul style="list-style-type: none"> - With the guidance of the teacher, students formulate questions about how to use the mnemonic technique and what are the vocabulary in acronym. - The teacher will answer questions from students. <p>Explore</p> <ul style="list-style-type: none"> - The teacher asks students to mention the words they have learned. - The teacher asks students to say the words with proper pronunciation and intonation. <p>Elaboration</p> <ul style="list-style-type: none"> - Students listen to material presented and then read the vocabulary that has been given. - Students read and observe carefully list of vocabulary of nouns - Students listen to the meaning of the vocabulary. - Students repeat after the teacher in mention the meaning of vocabulary nouns - Students repeat after the teacher pronoun the vocabulary of nouns - Students memorize list of the vocabulary <p>Gathering Information</p> <ul style="list-style-type: none"> - The teacher asks students to name each vocabulary related to the material. - The teacher asks students to work on questions related to the material. - Teachers and students correct the questions that have been done. <p>Communicating</p> <ul style="list-style-type: none"> - The teacher gives conclusions to the students so that they get feedback from the teacher about the games that have been done/trained.
3. Closing Activities (10 minute)
<ul style="list-style-type: none"> - Teachers and students conclude the material - The teacher asked the students to express their opinion about learning activities at this meeting. - The teacher delivering the lesson plan at the next meeting. - The teacher close the class and great the students

b. Second meeting

1. Opening Activities (10 minute)
<ul style="list-style-type: none"> - Giving opening greetings, prepare students to take part in the learning process such as praying. - Asking the attendance of students. - Asking the condition of students and their readiness. - Explain the learning objectives for today.
2. Main activities (60 minute)
<p>Observe</p> <ul style="list-style-type: none"> - The teacher reminds the students about the vocabulary of nouns in the last week - The teacher tells the mnemonic technique for students

- The teacher provides opportunities for students to communicate about vocabulary by using acronym method.
- Teachers Provide a stimulus in the form of giving material about the use mnemonic technique to students.
- Ask**
 - The teacher asks students about vocabulary in acronym of name
 - With the guidance of the teacher, students formulate questions about how to use the mnemonic technique and what are the vocabulary in acronym.
 - The teacher will answer questions from students.
- Explore**
 - The teacher asks students to mention the words they have learned.
 - The teacher asks students to say the words with proper pronunciation and intonation.
- Elaboration**
 - Students listen to material presented and then read the vocabulary that has been given.
 - Students are asking to mention some of vocabularies that have been given by the teacher on the blackboard
 - Students are given 5 minutes to remember vocabulary about acronym of names after that, students are given to opportunity, one by one, to come to the front of class by memorizing the vocabulary that has been given or remembered.
 - Students are given a way to memorize quickly
 - Students identify vocabulary with use words that are easy to memorize
 - Students write vocabulary according to what they already have memorized
- Gathering Information**
 - The teacher asks students to name each vocabulary related to the material.
 - The teacher asks students to work on questions related to the material.
 - Teachers and students correct the questions that have been done.
- Communicating**
 - The teacher gives conclusions to the students so that they get feedback from the teacher about the games that have been done/trained.

3. Closing Activities (10 minute)

- Teachers and students conclude the material
- Teacher gives assignments, for students according to student learning outcomes.
- The teacher delivering the lesson plan at the next meeting.
- Say closing greetings

G. Media, Tools, dan Learning resources:

- a. Media : whiteboard, paper with a vocabulary collection of acronyms
- b. Tools : whiteboard, board marker, etc.

- c. Learning resources : Relevant Books, Acronym Vocabulary List

H. Rating

1. Attitude

- a. Assessment technique : Written
- b. Instrument form : Observation sheet (attached)
- c. Scoring rubric : Attached

2. Knowledge

- a. Assessment technique : Written and oral
- b. Instrument form : Vocabulary test
- c. Scoring rubric : Attached

3. Skills

- a. Assessment technique : Performance
- b. Instrument form : Write
- c. Scoring rubric : Attached
- d. Scoring Guidelines : Attached

I. Remedial and enrichment

a. Remedial

Remedial activities are given to students who have not mastered the learning material and have not met the KKM. The forms that are carried out include students in a planned way studying vocabulary in certain parts that have not been mastered. The teacher gives practice questions or questions that refer to re-understanding the material.

b. Enrichment

Enrichment activities are learning activities given to students who have mastered the learning material, namely material about vocabulary with fast memorization techniques, namely mnemonics. Then in this enrichment can be done in several ways and options. For example, students can be given reading material that is relevant to the material

Sintang, May 14th, 2022

Approved:

Teacher of the subject

Researcher



Yustiter Juneke Benti



Weni Trisnawati

RPP Attachment

1. Attitude Competency Assessment

- a. The attitudes that are the focus of the assessment are discipline, responsibility, care for the environment, cooperation, conscientious and creative.

- b. Attitude assessment rubric

No	Student's name	Discipline	Responsible	Communicative	conscientious	Creative	Environmental care
1.							
2.							
3.							

The behavioural aspect column is filled with numbers that meet the

following criteria:

4: very good

3: good

2: enough

1: less

2. Knowledge Competency Assessment

No	IPK	Technique	Form	Instrument
	3.9.1 Read, listen, and imitate the vocabulary that has given by the teacher	Observation (vocabulary Log)	Oral	Speaking Rubrik (attached)

Aspect	Score	Description	Actual score
Quantity (30 %)	4	Students are able to mention and understand between 15 to 20 vocabulary	X 7,5
	3	Students are able to mention and understand between 10 to 14 vocabulary	
	2	Students are able to mention and understand between 5 to 9 vocabulary	
	1	Students are able to mention and understand between 1 to 4 vocabulary	
Meaning (30 %)	4	Students are able to mention and understand the meaning of vocabulary between 15 to 20	X 7,5
	3	Students are able to mention and understand the meaning of vocabulary between 10 to 14	
	2	Students are able to mention and understand the meaning of vocabulary between 5 to 9	
	1	Students are able to mention and understand the meaning of vocabulary between 1 to 4	
Spelling (20%)	4	Students are able to spell the vocabulary between 15 to 20	X 5
	3	Students are able to spell the vocabulary between 10 to 14	
	2	Students are able to spell the vocabulary between 5 to 9	
	1	Students are able to spell the vocabulary between 1 to 4	
Pronunciation (20%)	4	Students are able to pronun the vocabulary correctly between 15 to 20	X 5
	3	Students are able to pronun the vocabulary correctly between 10 to 14	
	2	Students are able to pronun the vocabulary correctly between 5 to 9	
	1	Students are able to pronun the vocabulary correctly between 1 to 4	

$$\text{Total score} = (A \times \Omega) + (B \times \Omega) + (C \times \Omega) + (D \times \Omega)$$

3. Skills Competency Assessment

No	IPK	Technique	Form	Instrument
	4.9.2 Mention the meaning of the word include in the acronym of name	Observation (speaking)	Practice using mnemonic technique	Speaking Rubrik (attached)

a. Speaking log:

1. Mention at least ten words that have been given by the teacher!

b. Skill competency assessment rubric

No	Name	Items (50%)	Pronunciation (30%)	Spelling (20%)	Total

c. Scoring guidelines

$$\text{Score} = \frac{\text{obtain score}}{\text{Maximum score}} \times 100$$

STUDENT'S WORK SHEET

Mention the abbreviation of the word below!

1. The names of nouns "Homes"

H =

O =

M =

E =

S =

2. The names of nouns "Flower"

F =

L =

O =

W =

E =

R =

3. The names of nouns "rainbow"

R =

A =

I =

N =

B =

O =

W =

Appendix 3**LESSON PLAN**

SUBJECTS : ENGLISH

CLASS/SEMESTER : X/2

SUBJECT MATTER : Remember and Mention Vocabulary With
Mnemonic Technique Using Acronym
Method

SMK**2022**

LESSON PLAN

Name of Education Unit	: SMKN 1 Belimbing Hulu
Subjects or Themes/Subthemes	: English
Class/Semester	: VII/1
Skill	: Vocabulary
Time Allocation	: 2x Meeting (2x60 minutes)

A. Core Competencies

- KI 1 : Demonstrate acceptable behaviour in personal, socio-cultural, academic, and professional environments
- KI 2 : Identify social functions, text structures, and linguistic elements of short and simple texts
- KI 3 : Understand, apply, analyse factual conceptual, procedural knowledge based on their curiosity about science, technology, art, culture, and humanities with insight into humanity, nationality, state, and civilization related to the causes of phenomena and events, as well as apply knowledge procedures to studies that specific according to their talents and interest to solve problems.
- KI 4 : Processing, presenting, and reasoning in the concrete realm (using, parsing, assembling, modifying, and creating) and abstract realism (writing, reading, counting, drawing and composing) according to

what is learned in school and other sources from the same point of view/theory.

B. Basic competencies and indicators of competency achievement:

Basic Competencies	Indicators of Competence Achievement
3.9 Interpreting functions social and elements language related to vocabulary used in everyday	3.9.3 Read, listen, and imitate the vocabulary that has given by the teacher 3.9.4 Imitating the pronunciation of vocabulary based on social function and linguistic elements
4.9 Capturing meaning related to social function and linguistic elements contextually related to daily word	4.9.1 Mention the meaning of the word include in the acronym of name 4.9.2 Spelling vocabulary correctly

C. Learning Objectives

After participating in a series of learning activities, students can:

1. Listen or read the expressions or words used to express and ask for the names of words that are in accordance with the acronym used in the context of their use
2. Imitate and memorize vocabulary that has been given with the acronym method in mnemonic techniques easily
3. Can remember and pronounce vocabulary easily after using mnemonic technique

D. Learning Materials

Vocabulary related the theme: Acronym of Name

Vocabulary		
Homes	Rainbow	Flower
H = Horse	R= Rose	F= Floor
O= Onion	A= Apple	L= Lamp

M= Money	I= Ice	O= Octopus
E= Eraser	N= Nail	W= Window
S= School	B= Branch	E= Engine
	O= Ocean	R= Racket
	W= Wall	

- Acronym of name from
- The name of nouns “HOMES”
- The name of nouns “Rainbow”
- The name of nouns “Flower”

E. Method

Through a scientific-based approach using the Mnemonic technique

F. Learning Activities

a. First Meeting

1. Opening Activities (10 minute)
<ul style="list-style-type: none"> - Giving opening greetings, prepare students to take part in the learning process such as praying. - Asking the attendance of students. - Asking the condition of students and their readiness. - Explain the learning objectives for today.
2. Main activities (60 minute)
<p>Observe</p> <ul style="list-style-type: none"> - The teacher explains the new material of the vocabulary nouns to the students - The teacher gives the new list of vocabulary nouns in acronym - The teacher tells the mnemonic technique for students - The teacher provides opportunities for students to communicate about vocabulary by using acronym method. <p>Ask</p> <ul style="list-style-type: none"> - The teacher asks students about vocabulary in acronym of name - With the guidance of the teacher, students formulate questions about how to use the mnemonic technique and what are the vocabulary in acronym. - The teacher will answer questions from students. <p>Explore</p> <ul style="list-style-type: none"> - The teacher asks students to mention the words they have learned.

<ul style="list-style-type: none"> - The teacher asks students to say the words with proper pronunciation and intonation. <p>Elaboration</p> <ul style="list-style-type: none"> - Students listen to material presented and then read the vocabulary that has been given. - Students read and observe carefully list of vocabulary nouns - Students listen to the meaning of the vocabulary nouns - Students listen to the teacher how to use mnemonic technique - Students try to mention vocabulary by using acronym method - Students memorize list of the vocabulary <p>Gathering Information</p> <ul style="list-style-type: none"> - The teacher asks students to name each vocabulary related to the material. <p>Communicating</p> <ul style="list-style-type: none"> - The teacher gives conclusions to the students so that they get feedback from the teacher about the games that have been done/trained.
3. Closing Activities (10 minute)
<ul style="list-style-type: none"> - Teachers and students conclude the material - The teacher asked the students to express their opinion about learning activities at this meeting. - The teacher delivering the lesson plan at the next meeting. - The teacher closes the class and great the students

b. Second meeting

1. Opening Activities (10 minute)
<ul style="list-style-type: none"> - The teacher great the students - The teacher gives brainstorming to the students - Students give respond to the greeting given by the teacher - Students listen carefully to the brainstorming given by the teacher
2. Main activities (60 minute)
<p>Observe</p> <ul style="list-style-type: none"> - The teacher reminds the students about the vocabulary of nouns in the last week - The teacher gives new list of the vocabulary nouns - The teacher mentioned the meaning of the vocabulary nouns - The teacher teaches the students how to spell the vocabulary - The teacher drills the students in pronounce the vocabulary nouns - The teacher invites the students to use the mnemonic technique to make them easier in memorize the vocabulary <p>Ask</p> <ul style="list-style-type: none"> - The asked the students to mentioned the meaning of vocabulary nouns - The teacher asked the students to spelling the vocabulary nouns - The teacher asked the students to pronoun the vocabulary

<ul style="list-style-type: none"> - The teacher asked the students to memorize list of vocabulary nouns in acronym of name <p>Explore</p> <ul style="list-style-type: none"> - The teacher asks students to mention the words they have learned. - The teacher asks students to say the words with proper pronunciation and intonation. <p>Elaboration</p> <ul style="list-style-type: none"> - Students listen to material presented and then read the vocabulary that has been given. - Students are asking to mention some of vocabularies that have been given by the teacher on the blackboard - Students are given 5 minutes to remember vocabulary about acronym of names after that, students are given to opportunity, one by one, to come to the front of class by memorizing the vocabulary that has been given or remembered. - Students are able to spell the vocabulary nouns - Students are able to pronoun the vocabulary nouns - Students memorize list of vocabulary nouns in acronym of name <p>Gathering Information</p> <ul style="list-style-type: none"> - The teacher asks students to name each vocabulary related to the material. - The teacher asks students to work on questions related to the material. - Teachers and students correct the questions that have been done. <p>Communicating</p> <ul style="list-style-type: none"> - The teacher gives conclusions to the students so that they get feedback from the teacher about the games that have been done/trained.
3. Closing Activities (10 minute)
<ul style="list-style-type: none"> - The teacher give conclusion to the learning material of this meeting - The teacher asked the students to express their opinion about learning activities at this meeting - The teacher closes the class and great the students

G. Media, Tools, dan Learning resources:

- a. Media : whiteboard, paper with a vocabulary
collection of acronyms
- b. Tools : whiteboard, board marker, etc.
- c. Learning resources : Relevant Books, Acronym Vocabulary List

H. Rating

1. Attitude

- a. Assessment technique : Written
- b. Instrument form : Observation sheet (attached)
- c. Scoring rubric : Attached

2. Knowledge

- a. Assessment technique : Written and oral
- b. Instrument form : Vocabulary test
- c. Scoring rubric : Attached

3. Skills

- a. Assessment technique : Performance
- b. Instrument form : Write
- c. Scoring rubric : Attached
- d. Scoring Guidelines : Attached

I. Remedial and enrichment

a. Remedial

Remedial activities are given to students who have not mastered the learning material and have not met the KKM. The forms that are carried out include students in a planned way studying vocabulary in certain parts that have not been mastered. The teacher gives practice questions or questions that refer to re-understanding the material.

b. Enrichment

Enrichment activities are learning activities given to students who have mastered the learning material, namely material about vocabulary with fast memorization techniques, namely mnemonics. Then in this enrichment can be done in several ways and options. For example, students can be given reading material that is relevant to the material

Sintang, May 20th 2022

Approved:

Teacher of the subject

Researcher



Yustiter Juneka Benti



Weni Trisnawati

RPP Attachment

1. Attitude Competency Assessment

- a. The attitudes that are the focus of the assessment are discipline, responsibility, care for the environment, cooperation, conscientious and creative.

- b. Attitude assessment rubric

No	Student's name	Discipline	Responsible	Communicative	conscientious	Creative	Environmental care
1.							
2.							
3.							

The behavioral aspect column is filled with numbers that meet the

following criteria:

4: very good

3: good

2: enough

1: less

a. Knowledge Competency Assessment

No	IPK	Technique	Form	Instrument
	3.9.1 Read, listen, and imitate the vocabulary that has given by the teacher	Observation (vocabulary Log)	Oral	Speaking Rubrik (attached)

5. Vocabulary Log: list of Acronym' names

Vocabulary Nouns		
Grass	Phone	Clock
G= Gown	P= Pen	C= Cow
R= River	H= Head	L= Lemon
A= Animal	O= Ocean	O= Oil
S= Sun	N= Newspaper	C= Chair
S= Snow	E= Eraser	K= Keyboard

b. Instruction:

Please come forward one by one in front of the class to mention the names of vocabulary nouns along with their meanings and how to spell them. Mention the names of these vocabulary with good and correct pronunciation.

Name	Aspect to score																Student's score
	Quantity X 7,5				Meaning X 7,5				Spelling X 5				Pronunciation X 5				
	4	3	2	1	4	3	2	1	4	3	2	1	4	3	2	1	

Aspect	Score	Description	Actual score
Quantity (30 %)	4	Students are able to mention and understand between 15 to 20 vocabulary	X 7,5

	3	Students are able to mention and understand between 10 to 14 vocabulary	
	2	Students are able to mention and understand between 5 to 9 vocabulary	
	1	Students are able to mention and understand between 1 to 4 vocabulary	
Meaning (30 %)	4	Students are able to mention and understand the meaning of vocabulary between 15 to 20	X 7,5
	3	Students are able to mention and understand the meaning of vocabulary between 10 to 14	
	2	Students are able to mention and understand the meaning of vocabulary between 5 to 9	
	1	Students are able to mention and understand the meaning of vocabulary between 1 to 4	
Spelling (20%)	4	Students are able to spell the vocabulary between 15 to 20	X 5
	3	Students are able to spell the vocabulary between 10 to 14	
	2	Students are able to spell the vocabulary between 5 to 9	
	1	Students are able to spell the vocabulary between 1 to 4	
Pronunciation (20%)	4	Students are able to pronun the vocabulary correctly between 15 to 20	X 5
	3	Students are able to pronun the vocabulary correctly between 10 to 14	
	2	Students are able to pronun the vocabulary correctly between 5 to 9	
	1	Students are able to pronun the vocabulary correctly between 1 to 4	

$$\text{Total score} = (A \times \Omega) + (B \times \Omega) + (C \times \Omega) + (D \times \Omega)$$

b. Skills Competency Assessment

No	IPK	Technique	Form	Instrument
	4.9.2 Mention the meaning of the word include in the acronym of name	Observation (speaking)	Practice using mnemonic technique	Speaking Rubrik (attached)

d. Speaking log:

- Mention at least ten words that have been given by the teacher!

e. Skill competency assessment rubric

No	Name	Items (50%)	Pronunciation (30%)	Spelling (20%)	Total

f. Scoring guidelines

$$\text{Score} = \frac{\text{obtain score}}{\text{Maximum score}} \times 100$$

STUDENT'S WORK SHEET

Mention the abbreviation of the word below!

1. The names of nouns "grass"

G=

R=

A=

S=

S=

2. The names of nouns "phone"

P=

H=

O=

N=

E=

3. The names of nouns "clock"

C=

L=

O=

C=

K=

Appendix 4

Results of Observation Sheet (cycle one)

Observation sheet					
Education Units	: SMK Negeri 1Belimbing Hulu				
Subjects	: English				
Class/semester	: X/2				
Observer	: Natalia Devi				
Subject material	: Vocabulary Nouns				
Time allocation	: 1 x 60 minutes				

No	Aspect	Indicator	Rating			
			1	2	3	4
1.	Preliminary activities	a. Students give response to the greeting given by the teacher				✓
2.	Main activities	a. Students listen to the delivery of the material from the teacher about vocabulary nouns		✓		
		b. Students listen to the meaning of the vocabulary nouns mentioned by the teacher		✓		
		c. Students are able to mentioned the vocabulary nouns	✓			
		d. Students listen to the teacher in pronoun the vocabulary of nouns		✓		
		e. Students repeat after the teacher to pronoun the vocabulary of nouns	✓			
		f. Students repeat after the teacher in spelling the vocabulary of nouns		✓		
		g. students are able to spell the vocabulary of nouns	✓			
		h. Students memorize list of the vocabulary nouns that have been given by the teacher	✓			
3.	Closing activities	a. Students listen carefully to the conclusion of the learning at this meeting				✓
		b. Students express their opinion		✓		

		about the learning activities at this meeting				
		c. Students respond to the greeting given by the teacher in closing the activities				✓

- Description in giving the score

Score	Description
4	Almost all of the students do the activities (20-22 students)
3	Half students do the activities (11-19 students)
2	There are some students do the activities (7-10)
1	Only few students do the activities (0-6)

This is the formula to calculate the percentages in this observation:

$$\text{Total score/percentages} = \frac{\text{obtain score}}{\text{total score}} \times 100\%$$

Total score = number of aspects observed X highest rating

$$\begin{aligned} \text{Total score/percentages} &= \frac{26}{48} \times 100\% \\ &= 54\% \end{aligned}$$

Nanga keberak, May 14, 2022

Observer



(Natalia Devi)

Appendix 5

Results of Observation Sheet (cycle one)

Observation Sheet

Education Units : SMK Negeri 1Belimbing Hulu

Subjects : English

Class/semester : X/2

Observer : Natalia Devi

Subject material : Vocabulary Nouns

Time allocation : 1 x 60 minutes

No	Aspect	Indicator	Rating			
			1	2	3	4
1.	Preliminary activities	a. Students give response to the greeting given by the teacher				✓
		b. Students listen carefully to the brainstorming given by the teacher			✓	
2.	Main activities	a. The students listen carefully when the teacher remind them about the vocabulary nouns		✓		
		b. The students answer the question given by the teacher about the Animals' names		✓		
		c. The Students are excited and listen carefully to the directions given by the teacher on how to use mnemonic technique				✓
		d. The students are enthusiastic and active to participate in teaching and learning activities through mnemonic technique			✓	
		e. Students are able to pronoun the vocabulary nouns			✓	
		f. students are able to spell the vocabulary of nouns				✓

		g. Students memorize list of the vocabulary nouns that have been given by the teacher				✓
3.	Closing activities	a. Students listen carefully to the conclusion of the learning at this meeting			✓	
		b. Students respond to the greeting given by the teacher in closing the activities				✓

- Description in giving the score

Score	Description
4	Almost all of the students do the activities (20-22 students)
3	Half students do the activities (11-19 students)
2	There are some students do the activities (7-10)
1	Only few students do the activities (0-6)

This is the formula to calculate the percentages in this observation:

$$\text{Total score/percentages} = \frac{\text{obtain score}}{\text{total score}} \times 100\%$$

Total score = number of aspects observed X highest rating

$$\begin{aligned} \text{Total score/percentages} &= \frac{36}{44} \times 100\% \\ &= 81,81\% \end{aligned}$$

Nanga keberak, May 17, 2022

Observer

 (Natalia Devi)

Appendix 6

Results of Observation Sheet (cycle two)

Observation Sheet

Education Units : SMK Negeri 1 Belimbing Hulu

Subjects : English

Class/semester : X/2

Observer : Natalia Devi

Subject material : Vocabulary Nouns

Time allocation : 1 x 60 minutes

No	Aspect	Indicator	Rating			
			1	2	3	4
1.	Preliminary activities	a. Students give response to the greeting given by the teacher				✓
		b. Students listen carefully to the brainstorming given by the teacher				✓
2.	Main activities	a. Students listen to the delivery of the new material from the teacher about the Animals' names				✓
		b. Students read and observe carefully list of the vocabulary nouns given by the teacher				✓
		c. Students listen to the meaning of the vocabulary nouns mentioned by the teacher				✓
		d. Students repeat after the teacher in mention the meaning of the vocabulary nouns			✓	

		e. Students are able to mentioned the meaning of vocabulary			✓
		f. Students listen to the teacher in pronoun the vocabulary nouns			✓
		g. Students repeat after the teacher to pronoun the vocabulary nouns		✓	
		h. Students are able to pronoun the vocabulary nouns		✓	
		i. Students listen to the teacher in spell the vocabulary nouns			✓
		j. Students repeat after the teacher in spelling the vocabulary nouns		✓	
		k. Students are able to spell the vocabulary nouns		✓	
		l. Students memorize list of the vocabulary nouns that have been given by the teacher		✓	
		m. The students are enthusiastic and active to participate in teaching and learning activities through mnemonic technique			✓
		n. The students are able to use mnemonic technique			✓
		o. The students are able to memorized the list of vocabulary nouns			✓
		p. The students are able to understand how to use mnemonic technique			✓
3.	Closing	a. Students listen carefully to the			✓

	activities	conclusion of the learning at this meeting				
		b. Students express their opinion about the learning activities at this meeting			✓	
		c. Students respond to the greeting given by the teacher in closing the activities				✓

- Description in giving the score

Score	Description
4	Almost all of the students do the activities (20-22 students)
3	Half students do the activities (11-19 students)
2	There are some students do the activities (7-10)
1	Only few students do the activities (0-6)

This is the formula to calculate the percentages in this observation:

$$\text{Total score/percentages} = \frac{\text{obtain score}}{\text{total score}} \times 100\%$$

Total score = number of aspects observed X highest rating

$$\text{Total score/percentages} = \frac{77}{64} \times 100\% = 91,67\%$$

Nanga keberak, May 20, 2022

Observer



(Natalia Devi)

Appendix 7

Results of Observation Sheet (cycle two)

Observation Sheet

Education Units : SMK Negeri 1 Belimbing Hulu
 Subjects : English
 Class/semester : X/2
 Observer : Natalia Devi
 Subject material : Vocabulary Nouns
 Time allocation : 1 x 60 minutes

No	Aspect	Indicator	Rating			
			1	2	3	4
1.	Preliminary activities	a. Students give response to the greeting given by the teacher				✓
		b. Students listen carefully to the brainstorming given by the teacher				✓
2.	Main activities	a. Students listen to the delivery of the new material from the teacher about the Animals' names				✓
		b. Students read and observe carefully list of the vocabulary nouns given by the teacher				✓
		c. Students listen to the meaning of the vocabulary nouns mentioned by the teacher				✓
		d. Students repeat after the teacher in mention the meaning of the				✓

		vocabulary nouns					
		c. Students are able to mentioned the meaning of vocabulary				✓	
		f. Students listen to the teacher in pronoun the vocabulary nouns				✓	
		g. Students repeat after the teacher to pronoun the vocabulary nouns			✓		
		h. Students are able to pronoun the vocabulary nouns			✓		
		i. Students listen to the teacher in spell the vocabulary nouns				✓	
		j. Students repeat after the teacher in spelling the vocabulary nouns			✓		
		k. Students are able to spell the vocabulary nouns			✓		
		l. Students memorize list of the vocabulary nouns that have been given by the teacher			✓		
		m. The students are enthusiastic and active to participate in teaching and learning activities through mnemonic technique				✓	
		n. The students are able to use mnemonic technique				✓	
		o. The students are able to memorized the list of vocabulary nouns				✓	
		p. The students did the test given by the researcher				✓	
3.	Closing	q. Students listen carefully to the				✓	

activities	conclusion of the learning at this meeting				
	r. Students express their opinion about the learning activities at this meeting			✓	
	s. Students respond to the greeting given by the teacher in closing the activities				✓

- Description in giving the score

Score	Description
4	Almost all of the students do the activities (20-22 students)
3	Half students do the activities (11-19 students)
2	There are some students do the activities (7-10)
1	Only few students do the activities (0-6)

This is the formula to calculate the percentages in this observation:

$$\text{Total score/percentages} = \frac{\text{obtain score}}{\text{total score}} \times 100\%$$

Total score = number of aspects observed X highest rating

$$\begin{aligned} \text{Total score/percentages} &= \frac{18}{20} \times 100\% \\ &= 92,5\% \end{aligned}$$

Nanga keberak, May 21, 2022

Observer

 (Natalia Devi)

Appendix 8**Interview Guideline (cycle one)**

Name of students:

1. what do you think about learning vocabulary?
2. do you like English lessons after using mnemonic technique?
3. how you feel when you use the mnemonic technique, does your vocabulary increase?
4. does this mnemonic technique help you remember words easily?
5. what difference do you feel, when learning vocabular, before and after using mnemonic technique?
6. what benefits do you get after using mnemonic technique?

Appendix 9**Interview Guideline (cycle two)**

1. what is your opinion when studying vocabulary?
2. what is your opinion that the learning activities improve your vocabulary mastery?
3. what do you feel when studying the vocabulary in the last four meeting?
4. what is your opinion about your improvement in spelling the vocabulary after the learning process?
5. what is your opinion about your improvement in memorize the meaning of the vocabulary after the learning process?
6. what is your opinion about your improvement in pronunciation after the learning process?

Appendix 10

Results of Interview Guideline (cycle one)

Name of students: R

R: what do you think about learning vocabulary?

S: I think learning vocabulary is fun but sometimes, it's hard for me to remember

R: do you like English lessons after using mnemonic technique?

S: yes, after using this technique I understand a little how to remember vocabulary easily

R: how you feel when you use the mnemonic technique, does your vocabulary increase?

S: I feel that after using the mnemonic technique my vocabulary comprehension improves than before

R: does this mnemonic technique help you remember words easily?

S: yes of course

R: what difference do you feel, when learning vocabulary, before and after using mnemonic technique?

S: previously, I had difficulty remembering vocabulary even though I had memorized it, but after using the mnemonic technique I understood how to remember vocabulary easily

R: what benefits do you get after using mnemonic technique?

S: using this technique it is so much easier for me to remember vocabulary

Appendix 11

Results of Interview Guideline (cycle one)

Name of students: RO

R: what do you think about learning vocabulary?

S: I think learning vocabulary is quite fun

R: do you like English lessons after using mnemonic technique?

S: uum, yeah, the mnemonic technique helps me to easily remember vocabulary

R: how you feel when you use the mnemonic technique, does your vocabulary increase?

S: I feel enthusiastic in learning, because my vocabulary has increased a little

R: does this mnemonic technique help you remember words easily?

S: yes, remembering vocabulary with this technique is not as difficult as I thought

R: what difference do you feel, when learning vocabulary, before and after using mnemonic technique?

S: I was confused before, after using this technique I understand

R: what benefits do you get after using mnemonic technique?

S: the benefit is that my understanding of vocabulary increases

Appendix 12

Results of Interview Guideline (cycle one)

Name of students: YE

R: what do you think about learning vocabulary?

S: I think learning vocabulary is quite fun

R: do you like English lessons after using mnemonic technique?

S: yes, after using this technique I prefer English lessons

R: how you feel when you use the mnemonic technique, does your vocabulary increase?

S: I feel it easier when using mnemonic techniques, my vocabulary increases

R: does this mnemonic technique help you remember words easily?

S: yes, mnemonic techniques make it easier for me to remember vocabulary

R: what difference do you feel, when learning vocabulary, before and after using mnemonic technique?

S: before I had a hard time remembering vocabulary, after using this technique it was easier for me to remember vocabulary

R: what benefits do you get after using mnemonic technique?

S: I understand better how to remember vocabulary

Appendix 13**Results of Interview Guideline (cycle one)**

Name of students: LS

R: what do you think about learning vocabulary?

S: I think learning vocabulary is fun

R: do you like English lessons after using mnemonic technique?

S: yes, after using this technique, I like English lessons

R: how you feel when you use the mnemonic technique, does your vocabulary increase?

S: I feel happy learning English after using mnemonic techniques, and my vocabulary understanding has improved

R: does this mnemonic technique help you remember words easily?

S: yes, this technique really helped me

R: what difference do you feel, when learning vocabulary, before and after using mnemonic technique?

S: before, I had difficulty learning vocabulary, but after using this technique it became easier for me to learn English

R: what benefits do you get after using mnemonic technique?

S: the benefits I prefer to learn English now

Appendix 14**Results of Interview Guideline (cycle one)**

Name of students: DA

R: what do you think about learning vocabulary?

S: I think learning vocabulary is fun, but sometimes I have trouble

R: do you like English lessons after using mnemonic technique?

S: yes, I like

R: how you feel when you use the mnemonic technique, does your vocabulary increase?

S: I feel happy, because this technique makes it easier for me to remember vocabulary, and my vocabulary increases a little

R: does this mnemonic technique help you remember words easily?

S: yes, it helps a little, although still confused

R: what difference do you feel, when learning vocabulary, before and after using mnemonic technique?

S: before, I didn't like learning English because I thought it was difficult, after using the mnemonic technique, I liked English lessons

R: what benefits do you get after using mnemonic technique?

S: the benefits that I get, it is easier for me to remember vocabulary

Appendix 15**Results of Interview Guideline (cycle one)**

Name of students: A

R: what do you think about learning vocabulary?

S: I think learning vocabulary is fun

R: do you like English lessons after using mnemonic technique?

S: yes, after using this technique I like English lessons

R: how you feel when you use the mnemonic technique, does your vocabulary increase?

S: I feel happy, cause my vocabulary had increased

R: does this mnemonic technique help you remember words easily?

S: yes, this technique helps me remember vocabulary

R: what difference do you feel, when learning vocabulary, before and after using mnemonic technique?

S: before I was bored learning English, after using this technique I became happy and easy to learn vocabulary

R: what benefits do you get after using mnemonic technique?

S: the benefits, I love learning English

Appendix 16

Results of Interview Guideline (cycle two)

Name of students: PAP

R: what is your opinion when studying vocabulary?

S: my opinion learning vocabulary is fun

R: what is your opinion that the learning activities improve your vocabulary mastery?

S: in my opinion, this learning activities very important to help my vocabulary mastery to improve

R: what do you feel when studying the vocabulary in the last four meeting?

S: I like learning vocabulary, I feel fun and interesting in remember vocabulary the front of class

R: what is your opinion about your improvement is spelling the vocabulary after the learning process?

S: I can spell more than 16-20 vocabularies but still confuse sometimes

R: what is your opinion about your improvement in memorize the meaning of the vocabulary after the learning process?

S: I can mention more than 16-20 meaning of the vocabularies

R: what is your opinion about your improvement in pronunciation after the learning process?

S: I can pronoun more than 16-20 vocabularies but sometimes I still feel confuse the correct pronunciation of the vocabularies

Appendix 16

Results of Interview Guideline (cycle two)

Name of students: DAN

R: what is your opinion when studying vocabulary?

S: I feel confuse sometimes and I feel difficult in memorize a lot of vocabulary

R: what is your opinion that the learning activities improve your vocabulary mastery?

S: yes, I think, it can help me improve my ability, because I learn a lot of new vocabulary

R: what do you feel when studying the vocabulary in the last four meeting?

S: I feel enjoy and fun when learning vocabulary

R: what is your opinion about your improvement is spelling the vocabulary after the learning process?

S: I can also spell around 16-20 vocabularies but sometimes I still confuse

R: what is your opinion about your improvement in memorize the meaning of the vocabulary after the learning process?

S: I can mention around 16-20 vocabularies

R: what is your opinion about your improvement in pronunciation after the learning process?

S: I can also pronoun 16-20 vocabularies but sometimes I still forget the correct pronunciation

Appendix 17

Results of Interview Guideline (cycle two)

Name of students: EMP

R: what is your opinion when studying vocabulary?

S: I feel interesting in learning vocabulary

R: what is your opinion that the learning activities improve your vocabulary mastery?

S: I think it can help me in memorize the vocabulary because I can learn the new vocabulary and also the meaning

R: what do you feel when studying the vocabulary in the last four meeting?

S: I feel interesting in participate to the learning process

R: what is your opinion about your improvement in spelling the vocabulary after the learning process?

S: I can spell more than 15 vocabularies of the vocabulary nouns

R: what is your opinion about your improvement in memorize the meaning of the vocabulary after the learning process?

S: I also can memorize more than 15 vocabularies of the vocabulary nouns

R: what is your opinion about your improvement in pronunciation after the learning process?

S: I can pronoun more than 15 vocabularies of the mnemonic technique

Appendix 18

Results of Interview Guideline (cycle two)

Name of students: J

R: what is your opinion when studying vocabulary?

S: I like learning vocabulary and learning the new word

R: what is your opinion that the learning activities improve your vocabulary mastery?

S: I feel it can improve my vocabulary because I learn and I know a lot of vocabulary after learning process

R: what do you feel when studying the vocabulary in the last four meeting?

S: I feel enthusiastic in learning vocabulary

R: what is your opinion about your improvement in spelling the vocabulary after the learning process?

S: I can spell more than 15 vocabularies

R: what is your opinion about your improvement in memorize the meaning of the vocabulary after the learning process?

S: I can memorize more than 15 vocabularies

R: what is your opinion about your improvement in pronunciation after the learning process?

S: I can pronounce more than 15 vocabularies

Appendix 19

Results of Interview Guideline (cycle two)

Name of students: DA

R: what is your opinion when studying vocabulary?

S: I like learning vocabulary with fun technique, I like try to add my vocabulary, I like learn a new word

R: what is your opinion that the learning activities improve your vocabulary mastery?

S: it can help me improve my vocabulary, because in learning process I learn a lot of vocabulary, meaning, spelling and pronunciation

R: what do you feel when studying the vocabulary in the last four meeting?

S: I feel enjoy and fun during the learning process

R: what is your opinion about your improvement is spelling the vocabulary after the learning process?

S: I can spell more than 10 vocabularies of vocabulary nouns

R: what is your opinion about your improvement in memorize the meaning of the vocabulary after the learning process?

S: I can mention more than 10 vocabularies of vocabulary nouns

R: what is your opinion about your improvement in pronunciation after the learning process?

S: I can pronoun more than 10 vocabularies of vocabulary nouns

Appendix 20**Results of Interview Guideline (cycle two)**

Name of students: ALS

R: what is your opinion when studying vocabulary?

S: I like learning a new vocabulary, I like to know the new vocabulary

R: what is your opinion that the learning activities improve your vocabulary mastery?

S: I think yes, it helps me in improve my ability in learning vocabulary

R: what do you feel when studying the vocabulary in the last four meeting?

S: I really like learning vocabulary after using the mnemonic technique

R: what is your opinion about your improvement in spelling the vocabulary after the learning process?

S: I can spell more than 10 vocabularies

R: what is your opinion about your improvement in memorize the meaning of the vocabulary after the learning process?

S: I can mention more than 10 vocabularies

R: what is your opinion about your improvement in pronunciation after the learning process?

S: I can pronoun more than 10 vocabularies

Appendix 21

Results of Field Notes (cycle one)


Field notes	
Date And Time	: Saturday, May 14 th , 2022
Education Units	: SMK Negeri 1 Belimbing Hulu
Class/Semester	: X/2
Topic	: Acronim of Name
Cycle	: One (First Meeting)
Time Allocation	: 1 X 60 Minutes
Basic Competencies	: 3.9 Interpreting Functions Social and Elements Language Related to Vocabulary used in Everyday
Activities	Description
Pre-activities	<ul style="list-style-type: none"> • Strengthen siswa merespon dengan baik salam dari fenelit
	<ul style="list-style-type: none"> • Weaknesses <ul style="list-style-type: none"> - beberapa siswa membuat ketiduran - merata tidak fokus pada pelajaran - siswa sibuk dengan teman dan aktivitasnya
Main-Activities	<ul style="list-style-type: none"> • Strengthen -
	<ul style="list-style-type: none"> • Weaknesses <ul style="list-style-type: none"> - siswa tidak fokus pada materi yang disampaikan oleh guru - siswa tidak aktif mengikuti

	- kegiatan pembelajaran
Post-Activities	<ul style="list-style-type: none"> • Strengthen <ul style="list-style-type: none"> - siswa mendengarkan kesimpulan • Weaknesses <ul style="list-style-type: none"> - beberapa siswa pasif dan tidak fokus selama pembelajaran

Suggestion: To use the new media or technique in teaching and learning activities at the next meeting

Nanga keberak, May 14, 2022

Observer



(Natalia Devi)

Appendix 22

Results of Field Notes (cycle one)

Field notes	
Date And Time	: Tuesday, May 17 th , 2022
Education Units	: SMK Negeri 1 Belimbing Hulu
Class/Semester	: X/2
Topic	: Acronym of Name
Cycle	: One (Second Meeting)
Time Allocation	: 1 X 60 Minutes
Basic Competencies	: 3.9 Interpreting Functions Social and Elements Language Related to Vocabulary used in Everyday
Activities	Description
Pre-activities	<ul style="list-style-type: none"> • Strengthen - Siswa merespon dengan baik salam dari peneliti
	<ul style="list-style-type: none"> • Weaknesses - siswa dapat serius dimana beberapa dari mereka bisa menggunakan teknik mnemonic - siswa juga aktif dan antusias mengikuti kegiatan pembelajaran
Main-Activities	<ul style="list-style-type: none"> • Strengthen - siswa dapat serius dimana beberapa dari mereka bisa menggunakan teknik mnemonic - siswa juga aktif dan antusias mengikuti kegiatan pembelajaran
	<ul style="list-style-type: none"> • Weaknesses - siswa masih kesulitan menggunakan teknik mnemonic - siswa kesulitan menerjemahkan kata karena sebagian dari mereka tidak mempunyai kamus

Post-Activities	<ul style="list-style-type: none">• Strengthen<ul style="list-style-type: none">- Siswa menikmati dan bersenang-senang selama kegiatan menggunakan teknik mnemonik
	<ul style="list-style-type: none">• Weaknesses<ul style="list-style-type: none">-

Suggestion: Continue the research in cycle two to improve students vocabulary and the student's participation in learning activities

Nanga keberak, May 17, 2022

Observer



(Natalia Devi)

Appendix 23

Results of Field Notes (cycle two)

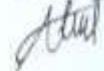
Field notes	
Date and time	: Friday, may 20 th , 2022
Education units	: SMK Negeri 1 Belimbing Hulu
Class/semester	: X/2
Topic	: Acronim of Name
Cycle	: Two(first meeting)
Time Allocation	: 1 x 60 minutes
Basic competencies	: 3.9 Interpreting functions social and elements language related to vocabulary used in everyday
Activities	Description
Pre-activities	<ul style="list-style-type: none"> Strengthen <ul style="list-style-type: none"> Siswa merespon peneliti dengan baik
	<ul style="list-style-type: none"> Weaknesses
Main-Activities	<ul style="list-style-type: none"> Strengthen <ul style="list-style-type: none"> Siswa mendengarkan penjelasan guru dengan baik tentang materi baru. Siswa juga aktif partisipasi siswa dalam kegiatan pembelajaran meningkat secara signifikan
	<ul style="list-style-type: none"> Weaknesses
Post-Activities	<ul style="list-style-type: none"> Strengthen <ul style="list-style-type: none"> Siswa mendengarkan dengan baik kesimpulan dari guru

	• Weaknesses

Suggestion: mnemonic technique is appropriate to be apply in this class

Nanga keberak, May 20, 2022

Observer



(Natalia Devi)

Appendix 24

Results of Field Notes (cycle two)

Field Notes	
Date And Time	: Saturday, May 21 st , 2022
Education Units	: SMK Negeri 1 Belimbing Hulu
Class/Semester	: X/2
Topic	: Acronim of Name
Cycle	: Two (Second Meeting)
Time Allocation	: 1 X 60 Minutes
Basic competencies	: 3.9 Interpreting functions social and elements language related to vocabulary used in everyday
Activities	Description
Pre-activities	<ul style="list-style-type: none"> • Strengthen <ul style="list-style-type: none"> - siswa merespon dengan baik salam dari peneliti
	<ul style="list-style-type: none"> • Weaknesses
Main-Activities	<ul style="list-style-type: none"> • Strengthen <ul style="list-style-type: none"> - siswa aktif untuk berpartisipasi selama di kelas - siswa antusias menggunakan teknik - diketahui siswa meningkat - keaktifan kelas bisa ditekankan dengan baik
	<ul style="list-style-type: none"> • Weaknesses
Post-Activities	<ul style="list-style-type: none"> • Strengthen <ul style="list-style-type: none"> - siswa memahami dan mengaplikasikan selama proses belajar mengajar

	• Weaknesses

Suggestion: it is enough to stop the research in this cycle because in this meeting the mnemonic technique showed that the students' participation was improved significantly.

Nanga keberak, May 21, 2022

Observer

(Natalia Devi)

Appendix 25

Results of Test Sheet (cycle one)

Student	Quantity	Meaning	Spelling	Pronunciation	Score
A	2	2	3	2	55
ALS	3	2	3	2	62,5
DA	2	3	3	2	62,5
D	2	2	3	2	55
DE	2	3	2	2	57,5
DAN	3	3	3	3	75
EMP	3	3	3	2	70
FT	2	2	3	3	60
J	3	3	3	2	70
JA	3	3	3	2	70
LS	3	3	3	3	75
LSA	2	3	3	2	62,5
MPA	3	3	3	3	75
N	2	3	2	2	57,5
NC	3	2	3	2	62,5
R	3	3	2	2	65
RK	3	3	3	3	75
RO	3	3	2	2	65
PAP	2	3	3	3	75
T	2	2	3	3	60
YR	2	3	2	3	62,5
YE	3	3	3	3	75

Nanga keberak, May 17,2022



(Weni Trisnawati)

Appendix 26

Results of Test Sheet (cycle two)

Student	Quantity	Meaning	Spelling	Pronunciation	Score
A	3	2	4	3	72,5
ALS	3	3	3	3	75
D.A	3	3	3	2	70
D	3	3	3	3	75
DE	3	3	3	3	75
DAN	4	4	3	4	95
EMP	3	3	3	4	80
FT	3	3	3	3	75
J	4	3	3	4	87,5
JA	4	3	3	3	82,5
LS	4	3	3	4	87,5
LSA	3	3	3	3	75
MPA	4	3	3	4	87,5
N	3	3	3	3	75
NC	3	3	3	3	75
R	3	3	3	3	75
RK	4	3	3	4	87,5
RO	4	3	3	3	82,5
PAP	4	4	3	4	95
T	3	3	3	3	75
YR	3	3	3	3	75
YE	4	3	3	4	87,5

Nanga keberak, May 21,2022



(Weni Trisnawati)

Appendix 27**Documentation**

Figure 1. Researcher explains the materials



Figure 2. Researcher explains how to use mnemonic technique




Figure 3. Students mentioned the vocabulary by using mnemonic technique



Figure 4. Researcher interview the students

Appendix 28

Validation sheet of instrumentation of data collection

	PERKUMPULAN BADAN PENDIDIKAN KARYA BANGSA STKIP PERSADA KHATULISTIWA SINTANG SINTANG-KALIMANTAN BARAT <small>Jl. Pertamina Sengkuang Km 4, Kotak Pos 126, Telp. (0563) 2022386, 2022387 Email: stkippersada@gmail.com Website: www.persadakhatulistiwa.ac.id</small>		
	FORMULIR SURAT PERMOHONAN VALIDASI INSTRUMEN PENELITIAN TA		
Kode :	Edisi	Revisi	Tanggal Terbit
019FA3-1	1	1	1 Agustus 2021

SURAT PERNYATAAN VALIDASI INSTRUMEN PENELITIAN TA

Saya yang bertanda tangan dibawah ini:

Nama : Tuti, M.Pd
 NIDN : 1105108302
 Prodi : Pendidikan Bahasa Inggris

Menyatakan bahwa instrumen penelitian TA atas nama mahasiswa:

Nama : Weni Trisnawati
 NIM : 180207090
 Program Studi : Pendidikan Bahasa Inggris
 Judul TA : Using Mnemonic Technique to Improve Students English Vocabulary for the Tenth Grade at SMK Negeri 1 Belimbing Hulu


Setelah dilakukan kajian atas instrumen penelitian TA tersebut dapat dinyatakan:

✓	Layak digunakan untuk penelitian
	Layak digunakan dengan perbaikan
	Tidak layak digunakan untuk penelitian yang bersangkutan

Dengan catatan dan saran/perbaikan sebagaimana terlampir.

Demikian agar dapat digunakan sebagaimana mestinya.

Sintang, 11 Mei 2022
 Validator



Tuti, M.Pd
 NIDN: 1105108302

☐ Bertanda
 Catatan:

Appendix 29

Permission letter to do the research

	PERKUMPULAN BADAN PENDIDIKAN KARYA BANGSA SEKOLAH TINGGI KEGURUAN DAN ILMU PENDIDIKAN PERSADA KHATULISTIWA PROGRAM STUDI PENDIDIKAN BAHASA INGGRIS SINTANG – KALIMANTAN BARAT Jl. Pertamina Sengkuang KM. 4 Kotak Pos 126 Telp (0565) 2022386, 2022387 Email: elepersada@gmail.com Website: www.stkipersada.ac.id	
---	---	---

Nomor : 124/B-6/G1/V/2022
Lampiran : 1 (satu) lembar
Perihal : Izin Penelitian

Kepada

Yth. Kepala SMKN 1 Belimbing Hulu

Di Tempat

Dengan hormat,

Berkenaan dengan tugas akhir mahasiswa atau skripsi, kami mohon kepada Bapak/Ibu untuk memberikan izin kepada mahasiswa kami:

Nama : Weni Trisnawati
 NIM : 180207090
 Jurusan : Pendidikan Bahasa dan Seni
 Program Studi : Pendidikan Bahasa Inggris

Untuk melakukan penelitian di sekolah yang Bapak/ Ibu pimpin dengan judul:

“Using Mnemonic Technique To Improve Students’ English Vocabulary For The Tenth Grade At SMKN 1 Belimbing Hulu”. Adapun tanggal dan waktu penelitian sepenuhnya adalah hasil koordinasi kedua belah pihak.

Demikian surat permohonan ini kami sampaikan, atas perhatian dan kerjasamanya kami ucapkan terima kasih.

Sintang, 12 Mei 2022


Mengetahui
Ketua STkip Persada Khatulistiwa
Didin Syafruddin, S.P., M.Si
 NIDN. 1412036603


Kepala Prodi PBI
Sijono, M.Pd.
 NIDN. 1115028901

Appendix 30**BIOGRAPHY**

Weni Trisnawati, was born in Nanga Ora Village, Soka District, Melawi Regency, on June 12, 2001. The eldest of three children, born to Mr. Tona and Mrs. Beti Yati. Graduated from SDN 07 Nanga Ora in 2006-2012 and continued her education at junior high school (SMP) in 2012-2015 at SMPN 06 Soka, then continued her education at senior high school in 2015-2018 at SMAN

01 Tanah Pinoh. Then in 2018 she continued her education at STKIP Persada Khatulistiwa Sintang and chose the English language Education. While studying at STKIP Persada Khatulistiwa Sintang, the researcher has participated in several UKM, that are UKM Kmk and UKM Olahraga.