

Appendix 1. Syllabus**SILABUS BAHASA INGGRIS KURIKULUM 2013**

NAMA GURU : Dwi Serpiyanti, S. Pd
NIP :
KELAS : 7 (Tujuh)
SEMESTER : 1 dan 2

KEMENTERIAN PENDIDIKAN DAN KEBUDAYAAN

2023

SILABUS

Satuan Pendidikan : SMP
 Mata Pelajaran : Bahasa Inggris
 Kelas/Semester : VII / 1-2 (Ganjil & Genap)
 Alokasi Waktu :
 Tahun Pelajaran : 2023/2024

Standar Kompetensi

(KI)

- KI-1 dan KI-2** : **Menghargai dan menghayati** ajaran agama yang dianutnya serta **Menghargai dan menghayati** perilaku jujur, disiplin, santun, percaya diri, peduli, dan bertanggung jawab dalam berinteraksi secara efektif sesuai dengan perkembangan anak di lingkungan, keluarga, sekolah, masyarakat dan lingkungan alam sekitar, bangsa, negara, dan kawasan regional.
- KI-3** : Memahami dan menerapkan pengetahuan faktual, konseptual, prosedural, dan metakognitif pada tingkat teknis dan spesifik sederhana berdasarkan rasa ingin tahunya tentang ilmu pengetahuan, teknologi, seni, budaya dengan wawasan kemanusiaan, kebangsaan, dan kenegaraan terkait fenomena dan kejadian tampak mata
- KI-4** : Menunjukkan keterampilan menalar, mengolah, dan menyaji secara kreatif, produktif, kritis, mandiri, kolaboratif, dan komunikatif, dalam ranah konkret dan ranah abstrak sesuai dengan yang dipelajari di sekolah dan sumber lain yang sama dalam sudut pandang teori

3.4	Mengidentifikasi fungsi sosial, struktur teks, dan unsur kebahasaan teks interaksi transaksional lisan dan tulis yang melibatkan tindakan memberi dan meminta	Fungsi Sosial <ul style="list-style-type: none"> Mengidentifikasi dan menyebutkan berbagai benda, binatang, dan bangunan umum di lingkungan sekitar. Struktur Teks <ul style="list-style-type: none"> Memulai Menanggapi 	<ul style="list-style-type: none"> Mengidentifikasi benda-benda yang ada didalam ruangan kelas Mengidentifikasi ruangan atau gedung yang ada di sekolah Mengidentifikasi benda-benda yang ada didalam tas Mengidentifikasi 	<ul style="list-style-type: none"> Religius Mandiri Gotong royong Kejujuran Kerja keras Percaya diri Kerja 	- Mencermati beberapa teks pendek berisi penyebutan benda-benda di kelas dan sekolah untuk kemudian membaca dengan ucapan dan	24 JP	<ul style="list-style-type: none"> Buku Penunjang Kurikulum 2013 Mata Pelajaran Bahasa Inggris When English Rings The 	<ul style="list-style-type: none"> Lisan Tertulis Penugasan Unjukkerja Portofolio
-----	---	---	--	---	---	--------------	--	--

informasi terkait nama dan jumlah binatang, benda, dan bangunan publik yang dekat dengan kehidupan siswa sehari-hari, sesuai dengan konteks penggunaannya. (Perhatikan unsur kebahasaan dan kosa kata terkait article a dan the, plural dan singular)	(diharapkan/di luar dugaan) Unsur Kebahasaan <ul style="list-style-type: none"> • Pernyataan dan pertanyaan terkait benda, binatang, bangunan publik. • Penyebutan benda dengan <i>a, the</i>, bentuk jamak (-s) • Penggunaan kata penunjuk <i>this, that, these, those ...</i> • Preposisi untuk <i>in, on, under</i> untuk menyatakan tempat. 	bagian-bagian rumah <ul style="list-style-type: none"> • Mengidentifikasi benda-benda yang ada di dalam bagian-bagian rumah • Mengidentifikasi binatang dan tumbuhan yang ada di rumah dan di sekolah 	sama	tekanan kata yang benar <ul style="list-style-type: none"> - Menyimak dan menirukan guru menanyakan dan menyebutkan benda-benda yang terdapat di dalam kelas dan di sekolah, dengan tata bahasa, ucapan dan tekanan kata yang benar - Bertanya jawab tentang beberapa benda di dalam dan sekitar rumah - Membaca beberapa teks pendek tentang rumah dan sekitarnya, terutama keberadaan benda dan binatang - Bertanya jawab tentang beberapa bangunan dan benda-benda dan binatang-binatang di dalam dan sekitarnya - Melakukan 		Bell, Kelas VII, Kemendikbud, Revisi Tahun 2013 <ul style="list-style-type: none"> • Kamus Bahasa Inggris • Pengalaman peserta didik dan guru 	
4.4 Menyusun teks interaksi transaksional lisan dan tulis sangat pendek dan sederhana yang melibatkan tindakan memberi dan meminta informasi terkait nama dan jumlah binatang, benda, dan bangunan publik yang dekat dengan kehidupan siswa sehari-hari, dengan memperhatikan	<ul style="list-style-type: none"> • Ucapan, tekanan kata, intonasi, ejaan, tanda baca, dan tulisan tangan. Topik <ul style="list-style-type: none"> • Benda, binatang, dan bangunan yang biasa dijumpai dalam kehidupan nyata di rumah, sekolah, dan lingkungan sekitar peserta didik yang dapat menumbuhkan perilaku yang termuat di KI. 	<ul style="list-style-type: none"> • Menyebutkan jumlah benda yang ada didalam ruangan kelas • Menyebutkan jumlah benda yang ada di dalam tas • Menyebutkan benda-benda yang ada didalam bagian-bagian rumah • Menggambar dan menceritakan benda-benda yang ditemui di taman 					

fungsi sosial, struktur teks, dan unsur kebahasaan yang benar dan sesuai konteks				refleksi tentang proses dan hasil belajarnya			
--	--	--	--	--	--	--	--

Sokan, 29 Februari 2024

Mengetahui,
Kepala Sekolah



Gunawan Fransuka. S. Pd
NIP. 198607012019031001

Guru Mata Pelajaran



Dwi Serpivanti. S. Pd

Appendix 2

LESSON PLAN

(Cycle I)

Name of Education Unit : SMPN 03 Sokan
 Subjects or Themes/Subthemes : English
 Class/Semester : VII/2
 Subject matter : Vocabulary
 Time Allocation : 2 x Meeting (2x40 minutes)

A. Core Competencies

- KI 1 : Demonstrate acceptable behavior in personal, socio-cultural, academic, and professional environments
- KI 2 : Identify social functions, text structures, and linguistic elements of short and simple texts
- KI 3 : Communicate interpersonally, transactionally, and functionally about oneself, things, family, and people, animals, and objects, concrete and imaginative, which are closest to the lives and daily activities of students at home, school and community
- KI 4 : Compose spoken and written texts, short and simple by using text structures in sequence and coherently as well as linguistic elements accurately, acceptable, and fluently

B. Basic competencies and indicators of competency achievement:

Basic Competencies	Indicators of Competence Achievement
3.4. Identify social functions, text structures, and linguistic elements of spoken and written transactional interaction texts that involve the act of giving and asking for information related to the names and numbers of things, animals, objects, and public buildings that are close to students' daily lives, according to the context of their use. (Pay attention to the linguistic and vocabulary elements related to the articles a and the, plural and singular)	3.4.1 Identify the Things names around the students 3.4.2 Mention the Things in the classroom

4.4 Composing very short and simple oral and written transactional interaction texts involving the act of giving and asking for information related to the names things, animals, objects, and public buildings that are close to students' daily lives, taking into account social functions, text structure, and linguistic elements correct and in context	4.4.1 Mention the things in the classroom names 4.4.2 Mention the meaning of things in the classroom names 4.4.3 Spell the things in the classroom names 4.4.4 Pronoun the things in the classroom names
---	---

C. Learning Objectives

After participating in a series of learning activities, students can:

1. Identify the things in the classroom names around the students
2. Students can mentioned the things in the classroom names
3. Students can mentioned the meaning of the things in the classroom names
4. Students can spell the vocabulary of the things in the classroom names correctly
5. Students can pronoun the vocabulary of the things in the classroom names

D. Learning Materials

1. *Social function*

Maintain interpersonal relationships with teachers and friends

2) *Text structure*

Mention the names of things in the classroom

3) *Linguistic elements*

- Things names those are very common, classrooms and schools.

Topic: Things in the classroom and relevant to students' lives.

Meeting	Learning materials
	The names of things in the classroom

E. Learning Methods:

Learning using the Drilling technique.

F. Media, Tools, and Learning Resources:

1. Media: Student package books
2. Tools: Blackboard, markers
3. Learning resources: Student Book “When English Rings a Bell”,
Jakarta: Ministry of Education and Culture 2017

G. Learning Activities

1. First meeting

No.	Aspect	Indicators	
		Teacher	Student
1.	Preliminary activities	a. The teacher gives great the students	a. Students give response to the greeting given by the teacher
		b. The teacher gives brainstorming to the students	b. Students listen carefully to the brainstorming given by the teacher
2.	Main activities	a. The teacher delivers the material to the students about the things in the classroom names	a. Students listen to the delivery of the material from the teacher about the things in the classroom names
		b. The teacher gives list of the things in the classroom names to the students	b. Students read and observe carefully list of the things in the classroom names given by the teacher
		c. The teacher mentions the meaning of the things in the classroom names	c. Students listen to the meaning of the things in the classroom names mentioned by the teacher
		d. The teacher drills the students in mentioned the meaning of the things in the classroom names	d. Students repeat after the teacher in mention the meaning of the things in the classroom names
		e. The teacher asks the students to mentioned the meaning of the things in the classroom names	e. Students are able to mentioned the things in the classroom names
		f. The teacher pronouns the things in the classroom names	f. Students listen to the teacher in pronoun the vocabulary about the things in the classroom' names
		g. The teacher drills the students in pronoun the things in the classroom names	g. Students repeat after the teacher to pronoun the vocabulary about the things in the classroom names
		h. The teacher asks the students to pronoun the things in the classroom names	h. Students are able to pronoun the vocabulary about the things in the classroom names

		i. The teacher teaching the student how to spell the things in the classroom names	i. Students listen to the teacher in spell the vocabulary about the things in the classroom names
		j. The teacher drills the students in spelling the things in the classroom names	j. Students repeat after the teacher in spelling the vocabulary about the things in the classroom names
		k. The teacher asks the students to spelling the things in the classroom names	k. Students are able to spell the vocabulary about the things in the classroom names
		l. The teacher asks the students to memorize list of the things in the classroom names	l. Students memorize list of the things in the classroom names that have been given by the teacher
3.	Closing activities	a. The teacher gives conclusion to the learning material of this meeting	a. Students listen carefully to the conclusion of the learning at this meeting
		b. The teacher asks the students to express their opinion about learning activities at this meeting	b. Students express their opinion about the learning activities at this meeting
		c. The teacher close the class and great the students	c. Students respond to the greeting given by the teacher in closing the activities

H. Rating

1. Attitude

- i. Assessment technique: Written
- ii. Instrument form: Observation Checklist
- iii. Scoring rubric: Attached

2. Knowledge

- i. Assessment technique: oral
- ii. Instrument form: Vocabulary test
- iii. Scoring rubric: Attached
- iv. Scoring Guidelines: Attached


3. Skills

- i. Assessment technique: oral
- ii. Instrument form: Vocabulary test
- iii. Scoring rubric: Attached
- iv. Scoring Guidelines: Attached

Sokan, 29 Februari 2024


Menyetujui:
Guru Mata Pelajaran

Mahasiswa


Dwi Serpiyanti, S.Pd


Pirda Agustin
NIM. 200407139

Mengetahui:
Kepala SMPN 03 Sokan


Gunawan Fransuka, S.Pd.

Appendix 3. Observation Checklist Cycle I

Observation Checklist (For Students)

Cycle/Meeting : Cycle I Meeting 1
 Education Unit : Smp Negeri 3 Sokan
 Class/Semester : VII
 Sub Material : Things in the classroom
 Date and Time : 29 Februari 2024
 Time Allocation : 2x 40 menit

No.	Aspect	Indicator	Rating			
			1	2	3	4
1.	Preliminary activities	a. The students answer the teacher greeting			✓	
		b. The students pray before they start the lesson				✓
		c. The teacher check students' attendance				✓
		d. The students listen the motivation before learned the material		✓		
2.	Main Activity	a. The students listen carefully when the teacher explanation of the material			✓	
		b. The students listen to introduce substitution drill technique by teacher		✓		

		c. The Students pay attention to the explanation about things vocabulary in the classroom			✓	
		d. Students behave well when the teacher shows picture that correlate to the names of the things they are studying.			✓	
		e. The students are given opportunity to ask questions about the material had learned		✓		
		f. The students can mention the vocabulary based on the picture		✓		
3.	Closing activities	a. The students give conclusion about learning used substitution drill		✓		
		b. Students listen to the next lesson plan that will be done at the next meeting		✓		
		c. Students pray together				✓

The percentage of students' involvement:

$$\frac{\text{Total Score}}{\text{Max Score}} \times 100\%$$

Scale:


1 = Only few students do the activities (1-3)

2 = Half of students do the activities (4-6)

3 = Most of students do the activities (7-10)

4 = All students do the activities (11-14)

Sokan, 29 Februari 2024
Observer


Dwi Serpiyanti, S.Pd.

Appendix 4

Observation Checklist

(For Students)

Cycle/Meeting : Cycle 1 Meeting 2
 Education Unit : SMP Negeri 3 Sokan
 Class/Semester : VII
 Sub Material : Things in the classroom
 Date and Time : 2 maret 2024
 Time Allocation : 2 x 40 menit

No.	Aspect	Indicator	Rating			
			1	2	3	4
1.	Preliminary activities	a. Students give respond to the greeting given by the teacher				✓
		b. Students listen carefully to the brainstorming given by the teacher			✓	
2.	Main activities	a. The students listen carefully when the teacher remind them about the Things in the classroom names			✓	
		b. The students answer the question given by the teacher about the Things in the classroom names		✓		
		c. The Students are excited and listen carefully to the directions given by the teacher on how to use Drilling technique		✓		
		d. The students are enthusiastic and active to participate in teaching and learning activities through Drilling			✓	

		technique				
		e. The students are able to rearrange and write the Drilling technique in the board	✓			
		f. The students are able to finish all of the Drilling technique in the board	✓			
3.	Closing activities	a. Students listen carefully to the conclusion of the learning at this meeting		✓		
		b. Students express their opinion about the learning activities at this meeting	✓			
		c. Students respond to the greeting given by the teacher in closing the activities				✓

The percentage of students' involvement:

$$\frac{\text{Total Score}}{\text{Max Score}} \times 100\%$$

Scale:

1 = Only few students do the activities (1-3)

2 = Half of students do the activities (4-6)

3 = Most of students do the activities (7-10)

4 = All students do the activities (11-14)

Sokan, 2 Maret 2024
Observer



Dwi Serpivanti, S.Pd

Appendix 5. field Note Cycle I

Field Note

Cycle/Meeting : Cycle I meeting 1
 Date/Time : 29 februari 2024
 Class/Semester : VII (kujuh)
 Theme/subtheme : Things in the classroom

No	Description
	<p>Some Students were seen busy themselves they just and some student did not learn seriously. However, there are still many student who do not understand the techniques used because they have never carried out learning using these techniques.</p>

Sokan, 29 februari 2024
 Observer


Dwi Serpiyanti, S.Pd

Appendix 6

Field Note

Cycle/Meeting : Cycle 1 meeting 2
 Date/Time : 2 Maret 2024
 Class/Semester : VII (tujuh)
 Theme/subtheme : Things in the classroom

No	Description
	Only few student asked pursher to the teacher. Very Uncontrolled class because many of student asked to the teacher about the meaning or words and they did not bring the dictionary

Sokan, 2 Maret 2024
 Observer


Dwi Serpiyanti, S.Pd

Appendix7. Transcript of Interview Grs

Transcript of Interview Cycle I

Name : Grs

Date : March 2th, 2024

Interviewer : What do you think about learning the vocabulary in English?

Grs : Menurut saya belajar bahasa inggris itu sangat menyenangkan dan yang ibu ajarkan sangat membantu

Interviewer : How did you feel after learning vocabulary using drilling technique?

Grs : Sangat menyenangkan karena saya lebih aktif di dalam kelas

Interviewer : Are you enthusiastic about participating in learning activities through drilling technique?

Grs : Iya saya sangat antusias sekali

Interviewer : After learning activity is over, do you find the new vocabulary?

Grs : Iya saya menemukan kosakata baru contohnya flower

Interviewer : After learning vocabulary through drilling technique, did you understand the lesson better?

Grs : Iya saya sangat mudah dalam memahami pembelajaran kosakata

Sokan, March 2th, 2024

Interviewer



Pirda Agustin

NIM.200407139

Appendix8. Transcript of Interview Df

Transcript of Interview Cycle 1

Name : Df
Date : March 2th, 2024

Interviewer : What do you think about learning the vocabulary in English?

Df : Menurut saya belajar kosakata sangat menyenangkan

Interviewer : How did you feel after learning vocabulary using drilling technique?

Df : Saya sangat senang bu, karena saya bisa menghafal kosakata baru)

Interviewer : Are you enthusiastic about participating in learning activities through drilling technique?

Df : Iya saya sangat antusias sekali dan aktif dalam belajar dikelas

Interviewer : After learning activity is over, do you find the new vocabulary?

Df : Iya bu, saya menemukan kosakata baru contohnya seperti pen)

Interviewer : After learning vocabulary through drilling technique, did you understand the lesson better?

Df : Saya sedikit memahami bu

Sokan, March 2th, 2024
Interviewer



Pirda Agustin
NIM.200407139

Appendix9. Transcript of Interview Rst

Transcript of Interview
Cycle 1

Name : Rst

Date : March 2th, 2024

Interviewer : What do you think about learning the vocabulary in English?

Rst : Sangat menyenangkan)

Interviewer : How did you feel after learning vocabulary using drilling technique?

Rst : Belajar vocabulary menjadi mudah dan senang

Interviewer : Are you enthusiastic about participating in learning activities through drilling technique?

Rst : Iya saya merasa aktif dan happy

Interviewer : After learning activity is over, do you find the new vocabulary?

Rst : Iya saya menemukannya

Interviewer : After learning vocabulary through drilling technique, did you understand the lesson better?

Rst : Tentunya

Sokan, March 2th, 2024
Interviewer



Pirda Agustin
NIM.200407139

Appendix10. Transcript of Interview Crs

Transcript of Interview
Cycle I

Name : Crs

Date : March 2th, 2024

Interviewer : What do you think about learning the vocabulary in English?

Crs : Sangat seru

Interviewer : How did you feel after learning vocabulary using drilling technique?

Crs : Mudah mengingat kosa kata dan senang

Interviewer : Are you enthusiastic about participating in learning activities through drilling technique?

Crs : Iya saya sangat antusias

Interviewer : After learning activity is over, do you find the new vocabulary?

Crs : Tentunya

Interviewer : After learning vocabulary through drilling technique, did you understand the lesson better?

Crs : Iya

Sokan, March 2th, 2024
Interviewer



Pirda Agustin
NIM.200407139

Appendix11. Transcript of Interview Rm

Transcript of Interview
Cycle I

Name : Rm

Date : March 2th, 2024

Interviewer : What do you think about learning the vocabulary in English?

Rm : Menurut saya belajar kosakata sangat sulit

Interviewer : How did you feel after learning vocabulary using drilling technique?

Rm : Biasa aja bu

Interviewer : Are you enthusiastic about participating in learning activities through drilling technique?

Rm : Iya bu

Interviewer : After learning activity is over, do you find the new vocabulary?

Rm : Hanya satu bu

Interviewer : After learning vocabulary through drilling technique, did you understand the lesson better?

Rm : Lumayan bu

Sokan, March 2th, 2024
Interviewer



Pirda Agustin
NIM.200407139

Appendix.12 Transcript of Interview Rf

Transcript of Interview
Cycle 1

Name : Rf

Date : March 2th, 2024

Interviewer : What do you think about learning the vocabulary in English?

Rf : Saya tidak terlalu suka bu belajar kosa kata

Interviewer : How did you feel after learning vocabulary using drilling technique?

Rf : Saya mengalami kesulitan dalam penyebutan bahasa Inggris

Interviewer : Are you enthusiastic about participating in learning activities through drilling technique?

Rf : Saya merasa malu bu

Interviewer : After learning activity is over, do you find the new vocabulary?

Rf : Ada bu, yaitu table

Interviewer : After learning vocabulary through drilling technique, did you understand the lesson better?

Rf : Sedikit bu

Sokan, March 2th, 2024
Interviewer



Pirda Agustin
NIM.200407139

Appendix.13 Transcript of Interview Rp

Transcript of Interview
Cycle 1

Name : Rp

Date : March 2th, 2024

Interviewer : What do you think about learning the vocabulary in English?

Rp : Menurut saya belajar koa kata sangat sulit

Interviewer : How did you feel after learning vocabulary using drilling technique?

Rp : Saya masih merasa kesulitan

Interviewer : Are you enthusiastic about participating in learning activities through drilling technique?

Rp : Tidak bu karena saya masih belum terbiasa

Interviewer : After learning activity is over, do you find the new vocabulary?

Rp : Ada bu contohnya book dan pen

Interviewer : After learning vocabulary through drilling technique, did you understand the lesson better?

Rp : Sedikit lebih baik bu

Sokan, March 2th, 2024
Interviewer



Pirda Agustin
NIM.200407139

Appendix.14 Transcript of Interview Pj

Transcript of Interview Cycle 1

Name : Pj

Date : March 2th, 2024

Interviewer : What do you think about learning the vocabulary in English?

Pj : Menurut saya belajar kosa kata dalam bahasa inggris sangat menyenangkan

Interviewer : How did you feel after learning vocabulary using drilling technique?

Pj : Saya merasa senang bu karena kelas menjadi ramai

Interviewer : Are you enthusiastic about participating in learning activities through drilling technique?

Pj : Iya bu saya merasa sangat aktif

Interviewer : After learning activity is over, do you find the new vocabulary?

Pj : Iya bu saya menemukan beberapa

Interviewer : After learning vocabulary through drilling technique, did you understand the lesson better?

Pj : Iya bu karena saya lebih mudah menghafal kosa kata

Sokan, March 2th, 2024

Interviewer



Pirda Agustin

NIM.200407139

Appendix.15 Transcript of Interview Sf

Transcript of Interview Cycle 1

Name : Sf

Date : March 2th, 2024

Interviewer : What do you think about learning the vocabulary in English?

Sf : Saya sangat belajar kosa kata bu

Interviewer : How did you feel after learning vocabulary using drilling technique?

Sf : Saya sangat senang bu karena teman-teman jadi aktif

Interviewer : Are you enthusiastic about participating in learning activities through drilling technique?

Sf : Iya bu saya sering menjawab dan bertanya

Interviewer : After learning activity is over, do you find the new vocabulary?

Sf : Iya bu saya menemukan kosa kata baru contohnya flower dan table

Interviewer : After learning vocabulary through drilling technique, did you understand the lesson better?

Sf : Iya bu saya jadi lebih mudah dalam memahami pembelajaran

Sokan, March 2th, 2024
Interviewer



Pirda Agustin
NIM.200407139

Appendix.16 Transcript of Interview MaTranscript of Interview
Cycle 1

Name : Ma

Date : March 2th, 2024

Interviewer : What do you think about learning the vocabulary in English?

Ma : Menurut saya sulit

Interviewer : How did you feel after learning vocabulary using drilling technique?

Ma : Sedikit happy bu

Interviewer : Are you enthusiastic about participating in learning activities through drilling technique?

Ma : Tidak terlalu bu

Interviewer : After learning activity is over, do you find the new vocabulary?

Ma : Ada 2

Interviewer : After learning vocabulary through drilling technique, did you understand the lesson better?

Ma : Lumayan bu

Sokan, March 2th, 2024
Interviewer



Pirda Agustin
NIM.200407139

Appendix17. Transcript of Interview Abl

Transcript of Interview
Cycle 1

Name : Abl

Date : March 2th, 2024

Interviewer : What do you think about learning the vocabulary in English?

Abl : Menurut saya belajar bahasa inggris sangat susah bu

Interviewer : How did you feel after learning vocabulary using drilling technique?

Abl : Sedikit happy bu

Interviewer : Are you enthusiastic about participating in learning activities through drilling technique?

Abl : Saya kurang percaya diri bu

Interviewer : After learning activity is over, do you find the new vocabulary?

Abl : Ada sedikit

Interviewer : After learning vocabulary through drilling technique, did you understand the lesson better?

Abl : Sedikit bu

Sokan, March 2th, 2024

Interviewer



Pirda Agustin
NIM.200407139

Appendix18. Transcript of Interview Lk

Transcript of Interview
Cycle 1

Name : Lk

Date : March 2th, 2024

Interviewer : What do you think about learning the vocabulary in English?

Lk : Sulit

Interviewer : How did you feel after learning vocabulary using drilling technique?

Lk : Biasa aja bu

Interviewer : Are you enthusiastic about participating in learning activities through drilling technique?

Lk : Tidak

Interviewer : After learning activity is over, do you find the new vocabulary?

Lk : Ada beberapa

Interviewer : After learning vocabulary through drilling technique, did you understand the lesson better?

Lk : Tidak bu

Sokan, March 2th, 2024
Interviewer



Pirda Agustin
NIM.200407139

Appendix.19 Transcript of Interview Rp

Transcript of Interview
Cycle I

Name : Rp

Date : March 2th, 2024

Interviewer : What do you think about learning the vocabulary in English?

Rp : Saya tidak suka belajar kosa kata bu

Interviewer : How did you feel after learning vocabulary using drilling technique?

Rp : Tidak terlalu enjoy bu

Interviewer : Are you enthusiastic about participating in learning activities through drilling technique?

Rp : Tidak terlalu bu


Interviewer : After learning activity is over, do you find the new vocabulary?

Rp : Tidak bu

Interviewer : After learning vocabulary through drilling technique, did you understand the lesson better?

Rp : Tidak bu

Sokan, March 2th, 2024
Interviewer



Pirda Agustin
NIM.200407139

Appendix.20 Transcript of Interview Rp

Transcript of Interview
Cycle I

Name : Rp

Date : March 2th, 2024

Interviewer : What do you think about learning the vocabulary in English?

Rp : Tidak suka bu sangat sulit

Interviewer : How did you feel after learning vocabulary using drilling technique?

Rp : Susah bu

Interviewer : Are you enthusiastic about participating in learning activities through drilling technique?

Rp : Tidak terllau bu saya lebih banyak diam

Interviewer : After learning activity is over, do you find the new vocabulary?

Rp : Ada sedikit bu

Interviewer : After learning vocabulary through drilling technique, did you understand the lesson better?

Rp : Tidak

Sokan, March 2th, 2024
Interviewer



Pirda Agustin
NIM.200407139

Appendix.21 Students' Worksheet Rm

Student worksheet 11

S6125

Name : RM
Class :
Date :

Instructions:

Please answer the questions then write the vocabulary and meaning based on the picture correctly. After that, spell and pronoun it.



What is this?
map (Peta)



What is this?
book case (rak buku)



What is this?
Flower (bunga)



What is this?
kurtain (tirai)



What is this?



What is this?
~~komputer~~ computer

Appendix. 22 Students' Worksheet Rj

Student worksheet 1

Name : RJ
Class :
Date :



Instructions:

Please look at the picture below carefully! And write the vocabulary and meaning based on the picture correctly. After that, spell and pronoun it.



1. book (buku) = (buku)
2. Painting : (Lukisan)
3. Curtains : (tirai)
4. book = (buku)
5. Notebook = (buku catatan)
6. Pen = (Pulpen)
7. Pencil = (Pensil)
8. bag = (tas)
9. Clock = (Jam)

Appendix.23 Students' Worksheet Grs

Student worksheet 1

Name : Grs
Class :
Date :

75.

Instructions:

Please look at the picture below carefully! And write the vocabulary and meaning based on the picture correctly. After that, spell and pronoun it.



- | | |
|-----------------------------|------------------------------|
| 1. book (buku) | 11 Table (meja) |
| 2. painting (lukisan) | 12 Black Board (papan tulis) |
| 3. curtains (tirai) | 13 ruler (penggaris) |
| 4. book (buku) | 14 map (peta) |
| 5. note book (buku catatan) | 15 Flower (bunga) |
| 6. pen (pulpen) | 16 computer (komputer) |
| 7. pencil (pensil) | |
| 8. bag (tas) | |
| 9. clock (jam) | |
| 10. marker (spidol) | |

Appendix 24

Test Sheets Cycle I

No	Name	Aspect to score																Students' Score
		Quantity				Meaning				Spelling				Pronunciation				
		4	3	2	1	4	3	2	1	4	3	2	1	4	3	2	1	
1	Grs		✓				✓				✓				✓			75
2	Lk			✓					✓			✓					✓	37,5
3	Rst		✓					✓				✓			✓			62,5
4	Crs			✓				✓				✓				✓		50
5	Df		✓				✓				✓				✓			68,75
6	Sf		✓				✓				✓					✓		62,5
7	Rp			✓					✓				✓				✓	31,25
8	Pj		✓				✓				✓					✓		62,5
9	Rj			✓				✓				✓				✓		50
10	Rf				✓				✓				✓				✓	25
11	Abl			✓				✓				✓				✓		50
12	Ma				✓				✓				✓				✓	25
13	Rm			✓					✓				✓				✓	31,25
14	Rp			✓					✓				✓			✓		37,5

Appendix 25

LESSON PLAN
(CYCLE 11)

Name of Education Unit : SMPN 03 Sokan
 Subjects or Themes/Subthemes : English
 Class/Semester : VII/2
 Subject matter : Vocabulary
 Time Allocation : 2 x Meeting (2x40 minutes)

I. Core Competencies

- KI 1 : Demonstrate acceptable behavior in personal, socio-cultural, academic, and professional environments
- KI 2 : Identify social functions, text structures, and linguistic elements of short and simple texts
- KI 3 : Communicate interpersonally, transactionally, and functionally about oneself, things, family, and people, animals, and objects, concrete and imaginative, which are closest to the lives and daily activities of students at home, school and community
- KI 4 : Compose spoken and written texts, short and simple by using text structures in sequence and coherently as well as linguistic elements accurately, acceptable, and fluently

J. Basic competencies and indicators of competency achievement:

Basic Competencies	Indicators of Competence Achievement
3.5. Identify social functions, text structures, and linguistic elements of spoken and written transactional interaction texts that involve the act of giving and asking for information related to the names and numbers of things, animals, objects, and public buildings that are close to students' daily lives, according to the context of their use. (Pay attention to the linguistic and vocabulary elements related to the	3.4.3 Identify the Things names around the students 3.4.4 Mention the Things in the classroom

articles a and the, plural and singular)	
4.4 Composing very short and simple oral and written transactional interaction texts involving the act of giving and asking for information related to the names things, animals, objects, and public buildings that are close to students' daily lives, taking into account social functions, text structure, and linguistic elements correct and in context	4.4.1 Mention the things in the classroom names 4.4.2 Mention the meaning of things in the classroom names 4.4.3 Spell the things in the classroom names 4.4.4 Pronoun the things in the classroom names

K. Learning Objectives

After participating in a series of learning activities, students can:

1. Identify the things in the classroom names around the students
2. Students can mentioned the things in the classroom names
3. Students can mentioned the meaning of the things in the classroom names
4. Students can spell the vocabulary of the things in the classroom names correctly
5. Students can pronoun the vocabulary of the things in the classroom names

L. Learning Materials

1. *Social function*

Maintain interpersonal relationships with teachers and friends

2. *Text structure*

Mention the names of things in the classroom

3. *Linguistic elements*

- Things names those are very common, classrooms and schools.

Topic: Things in the classroom and relevant to students' lives.

Meeting	Learning materials
	The names of things in the classroom

M. Learning Methods:

Learning using the Drilling technique.

N. Media, Tools, and Learning Resources:

1. Media: Student package books and picture
2. Tools: Blackboard, markers
3. Learning resources: Student Book “When English Rings a Bell”,
Jakarta: Ministry of Education and Culture 2017

O. Learning Activities

First meeting

No.	Aspect	Indicators	
		Teacher	Student
1.	Preliminary activities	The teacher gives great the students	Students give response to the greeting given by the teacher
		The teacher gives brainstorming to the students	Students listen carefully to the brainstorming given by the teacher
2.	Main activities	The teacher delivers the material to the students about the things in the classroom names	Students listen to the delivery of the material from the teacher about the things in the classroom names
		The teacher gives list of the things in the classroom names to the students	Students read and observe carefully list of the things in the classroom names given by the teacher
		The teacher shows pictures of the things in the classroom names to the students	Students behave well when the teacher shows picture that correlate to the names of the things they are studying.
		The teacher mentions the meaning of the things in the classroom names	Students listen to the meaning of the things in the classroom names mentioned by the teacher
		The teacher drills the students in mentions the meaning of the things in the classroom names	Students repeat after the teacher in mention the meaning of the things in the classroom names
		The teacher asks the students to mentioned the meaning of the things in the classroom names	Students are able to mentioned the things in the classroom names
		The teacher pronouns the things in the classroom names	Students listen to the teacher in pronoun the vocabulary about the things in the classroom' names
		The teacher drills the students in pronoun the things in the classroom names	Students repeat after the teacher to pronoun the vocabulary about the things in the classroom names
		The teacher asks the students to pronoun the things in the classroom names	Students are able to pronoun the vocabulary about the things in the classroom names
		The teacher teaching the student how to spell the things in the classroom names	Students listen to the teacher in spell the vocabulary about the things in the classroom names
		The teacher drills the students in spelling the things in the classroom names	Students repeat after the teacher in spelling the vocabulary about the things in the classroom names
		The teacher asked the students to spelling the things in the	Students are able to spell the vocabulary about the things in the

3.	Closing activities	classroom names	classroom names
		The teacher asks the students to memorize list of the things in the classroom names	Students memorize list of the things in the classroom names that have been given by the teacher
		The teacher gives conclusion to the learning material of this meeting	Students listen carefully to the conclusion of the learning at this meeting
		The teacher asks the students to express their opinion about learning activities at this meeting	Students express their opinion about the learning activities at this meeting
		The teacher close the class and great the students	Students respond to the greeting given by the teacher in closing the activities

P. Rating

4. Attitude

- i. Assessment technique: Written
- ii. Instrument form: Observation Checklist
- iii. Scoring rubric: Attached

5. Knowledge

- v. Assessment technique: oral
- vi. Instrument form: Vocabulary test
- vii. Scoring rubric: Attached
- viii. Scoring Guidelines: Attached

6. Skills

- v. Assessment technique: oral
- vi. Instrument form: Vocabulary test
- vii. Scoring rubric: Attached
- viii. Scoring Guidelines: Attached

Menyetujui:
Guru Mata Pelajaran



Dwi Serpiyanti, S.Pd

Sokan, 7 Maret 2024

Mahasiswa


Pirlla Agustin
NIM. 200407139

Mengetahui:
Kepala SMPN 03 Sokan


Gunawan Fransuka, S.Pd.



Appendix 26. Observation Checklist Cycle II

Observation Checklist (For Students)

Cycle/Meeting : Cycle 2 Meeting 1
 Education Unit : SMP Negeri 3 Sokan
 Class/Semester : VII
 Sub Material : Things in the classroom
 Date and Time : 7 maret 2024
 Time Allocation : 2 x 40 menit

No.	Aspect	Indicator	Rating			
			1	2	3	4
1.	Preliminary activities	a. The students answer the teacher greeting				✓
		b. The students pray before they start the lesson				✓
		c. The teacher check students' attendance				✓
		d. The students listen the motivation before learned the material		✓		
2.	Main Activity	a. The students listen carefully when the teacher explanation of the material			✓	
		b. The students listen to introduce substitution drill technique by teacher		✓		

		c. The Students pay attention to the explanation about things vocabulary in the classroom	✓			
		d. The students are given opportunity to ask questions about the material had learned	✓			
		e. The students can mention the vocabulary based on the material	✓			
3.	Closing activities	a. The students give conclusion about learning used substitution drill	✓			
		b. Students listen to the next lesson plan that will be done at the next meeting	✓			
		c. Students pray together				✓

The percentage of students' involvement:

$$\frac{\text{Total Score}}{\text{Max Score}} \times 100\%$$

Scale:

1 = Only few students do the activities (1-3)

2 = Half of students do the activities (4-6)

3 = Most of students do the activities (7-10)

4 = All students do the activities (11-14)

Sokan, 7 Maret 2024
Observer


Dwi Serpivanti, S.Pd.

Appendix 27

Observation Checklist

(For Students)

Cycle/Meeting : Cycle 2 Meeting 2
 Education Unit : SMP Negeri 3 Sokan
 Class/Semester : VII
 Sub Material : Things in the Classroom
 Date and Time : 9 Maret 2024
 Time Allocation : 2 x 40 Menit

No.	Aspect	Indicator	Rating			
			1	2	3	4
1.	Preliminary activities	a. Students give respond to the greeting given by the teacher				✓
		b. The students pray before they start the lesson				✓
		c. Students listen carefully to the brainstorming given by the teacher			✓	
2.	Main activities	a. The students listen carefully when the teacher remind them about the Things in the classroom names		✓		
		b. The students answer the question given by the teacher about the Things in the classroom names		✓		
		c. The Students are excited and listen carefully to the directions given by the teacher on how to use Drilling technique			✓	

		d. The students are enthusiastic and active to participate in teaching and learning activities through Drilling technique using picture about things in the classroom		✓	
		e. The students are able to rearrange and write the Drilling technique in the book then students mention spell pronoun.		✓	
		f. The students are able to finish all of the Drilling technique in the class.		✓	
3.	Closing activities	a. Students listen carefully to the conclusion of the learning at this meeting		✓	
		b. Students express their opinion about the learning activities at this meeting	✓		
		c. Students respond to the greeting given by the teacher in closing the activities		✓	

The percentage of students' involvement:

$$\frac{\text{Total Score}}{\text{Max Score}} \times 100\%$$

Scale:

1 = Only few students do the activities (1-3)

2 = Half of students do the activities (4-6)

3 = Most of students do the activities (7-10)

4 = All students do the activities (11-14)

Sokan, 9 Maret 2024
Observer


Dwi Serpivanti, S.Pd

Appendix 28. Field Note Cycle II

Field Note

Cycle/Meeting : Cycle 2 Meeting 1
Date/Time : 7 Maret 2024
Class/Semester : VII (tujuh)
Theme/subtheme : Things in the classroom

No	Description
	<p>The student focused on paying attention to the material by the writer used picture. student enthusiastic and enjoy the teaching learning process.</p>

Sokan, 7 Maret 2024
 Observer


Dwi Sernivanti, S.Pd

Appendix. 29

Field Note

Cycle/Meeting : Cycle 2 Meeting 2
 Date/Time : 9 Maret 2024
 Class/Semester : VII (tujuh)
 Theme/subtheme : Things in the classroom

No	Description
	<p>Each student raised their hand enthusiastically to answer the question cannot them were very active involved the learning process. The student good answering the question. The class situation could be control well, the students participate well to the learning process and students fun during the teaching used picture things in the classroom.</p>

Sokan, 9 Maret 2024
 Observer


Dwi Serpivanti, S.Pd

Appendix 30. Transcript of Interview Df

Transcript of Interview Cycle II

Name : Df

Date : March 9th, 2024

Interviewer : What do you think about learning the vocabulary in English?

Df : Menurut saya belajar kosakata seru bu

Interviewer : How did you feel after learning vocabulary using drilling technique?

Df : Happy bu

Interviewer : Are you enthusiastic about participating in learning activities through drilling technique?

Df : Iya bu, tentu

Interviewer : After learning activity is over, do you find the new vocabulary?

Df : Iya bu, saya menemukan kosakata baru seperti notebook

Interviewer : After learning vocabulary through drilling technique, did you understand the lesson better?

Df : Iya bu

Sokan, March 9th, 2024
Interviewer



Pirda Agustin
NIM.200407139

Appendix.31 Transcript of Interview Pj

Transcript of Interview
Cycle II

Name : Pj

Date : March 9th, 2024

Interviewer : What do you think about learning the vocabulary in English?

Pj : Sangat menyenangkan bu

Interviewer : How did you feel after learning vocabulary using drilling technique?

Pj : Happy

Interviewer : Are you enthusiastic about participating in learning activities through drilling technique?

Pj : Iya saya merasa sangat aktif bu

Interviewer : After learning activity is over, do you find the new vocabulary?

Pj : Tentunya

Interviewer : After learning vocabulary through drilling technique, did you understand the lesson better?

Pj : Iya sangat baik bu

Sokan, March 9th, 2024
Interviewer



Pirda Agustin
NIM.200407139

Appendix.32 Transcript of Interview Lk

Transcript of Interview
Cycle II

Name : Lk

Date : March 9th, 2024

Interviewer : What do you think about learning the vocabulary in English?

Lk : Sangat seru

Interviewer : How did you feel after learning vocabulary using drilling technique?

Lk : Enjoy dan mudah mengingat vocabulary

Interviewer : Are you enthusiastic about participating in learning activities through drilling technique?

Lk : Saya sangat antusias dan semangat sekali

Interviewer : After learning activity is over, do you find the new vocabulary?

Lk : Iya, contohnya pencil case

Interviewer : After learning vocabulary through drilling technique, did you understand the lesson better?

Lk : Iya bu

Sokan, March 9th, 2024

Interviewer



Pirda Agustin

NIM.200407139

Appendix.33 Transcript of Interview Rst

Transcript of Interview
Cycle II

Name : Rst

Date : March 9th, 2024

Interviewer : What do you think about learning the vocabulary in English?

Rst : Sangat menyenangkan

Interviewer : How did you feel after learning vocabulary using drilling technique?

Rst : Mudah mengingat vocabulary and happy

Interviewer : Are you enthusiastic about participating in learning activities through drilling technique?

Rst : Saya sangat ikut partisipasi

Interviewer : After learning activity is over, do you find the new vocabulary?

Rst : Iya contohnya book and pen

Interviewer : After learning vocabulary through drilling technique, did you understand the lesson better?

Rst : Tentunya Miss

Sokan, March 9th, 2024
Interviewer



Pirda Agustin
NIM.200407

Appendix.34 Transcript of Interview Ma

Transcript of Interview
Cycle II

Name : Ma

Date : March 9th, 2024

Interviewer : What do you think about learning the vocabulary in English?

Ma : Susah bu

Interviewer : How did you feel after learning vocabulary using drilling technique?

Ma : Lumayan bu

Interviewer : Are you enthusiastic about participating in learning activities through drilling technique?

Ma : Lumayan bu

Interviewer : After learning activity is over, do you find the new vocabulary?

Ma : Ada beberapa bu

Interviewer : After learning vocabulary through drilling technique, did you understand the lesson better?

Ma : Lumayan bu

Sokan, March 9th, 2024
Interviewer



Pirda Agustin
NIM.200407139

Appendix.35 Transcript of Interview Crs

Transcript of Interview
Cycle II

Name : Crs

Date : March 9th, 2024

Interviewer : What do you think about learning the vocabulary in English?

Crs : Mudah bu

Interviewer : How did you feel after learning vocabulary using drilling technique?

Crs : Sangat membantu dalam mengingat vocabulary and happy

Interviewer : Are you enthusiastic about participating in learning activities through drilling technique?

Crs : Iya saya antusias sekali

Interviewer : After learning activity is over, do you find the new vocabulary?

Crs : Iya saya menemukannya contohnya table

Interviewer : After learning vocabulary through drilling technique, did you understand the lesson better?

Crs : Iya bu

Sokan, March 9th, 2024
Interviewer



Pirda Agustin
NIM.200407139

Appendix. 36 Transcript of Interview Grs

Transcript of Interview Cycle II

Name : Grs

Date : March 9th, 2024

Interviewer : What do you think about learning the vocabulary in English?

Grs : Menurut saya belajar kosa kata menyenangkan dan seru

Interviewer : How did you feel after learning vocabulary using drilling technique?

Grs : Sangat membantu dalam menghafal kosa kata

Interviewer : Are you enthusiastic about participating in learning activities through drilling technique?

Grs : Iya sangat antusias sekali bu

Interviewer : After learning activity is over, do you find the new vocabulary?

Grs : Tentunya, seperti flower and painting

Interviewer : After learning vocabulary through drilling technique, did you understand the lesson better?

Grs : Iya sangat baik bu

Sokan, March 9th, 2024
Interviewer



Pirda Agustin
NIM.200407139

Appendix.37 Transcript of Interview Sf

Transcript of Interview Cycle II

Name : Sf

Date : March 9th, 2024

Interviewer : What do you think about learning the vocabulary in English?

Sf : Belajar kosa kata seru

Interviewer : How did you feel after learning vocabulary using drilling technique?

Sf : Enjoy dan seru sekali rasanya

Interviewer : Are you enthusiastic about participating in learning activities through drilling technique?

Sf : Saya antusias sekali

Interviewer : After learning activity is over, do you find the new vocabulary?

Sf : Iya bu saya menemukannya

Interviewer : After learning vocabulary through drilling technique, did you understand the lesson better?

Sf : Iya bu

Sokan, March 9th, 2024
Interviewer



Pirda Agustin
NIM.200407139

Appendix.38 Transcript of Interview Abl

Transcript of Interview
Cycle II

Name : Abl

Date : March 9th, 2024

Interviewer : What do you think about learning the vocabulary in English?

Abl : Sangat seru

Interviewer : How did you feel after learning vocabulary using drilling technique?

Abl : Enjoy

Interviewer : Are you enthusiastic about participating in learning activities through drilling technique?

Abl : Iya bu

Interviewer : After learning activity is over, do you find the new vocabulary?

Abl : Iya saya menemukannya

Interviewer : After learning vocabulary through drilling technique, did you understand the lesson better?

Abl : Sangat baik bu

Sokan, March 9th, 2024
Interviewer



Pirda Agustin
NIM.200407139

Appendix.39 Transcript of Interview Rj

Transcript of Interview
Cycle II

Name : Rj

Date : March 9th, 2024

Interviewer : What do you think about learning the vocabulary in English?

Rj : Menyenangkan

Interviewer : How did you feel after learning vocabulary using drilling technique?

Rj : Santai bu dan happy saat belajar

Interviewer : Are you enthusiastic about participating in learning activities through drilling technique?

Rj : Iya bu

Interviewer : After learning activity is over, do you find the new vocabulary?

Rj : Tentunya bu

Interviewer : After learning vocabulary through drilling technique, did you understand the lesson better?

Rj : Iya bu

Sokan, March 9th, 2024

Interviewer



Pirda Agustin

NIM.200407139

Appendix.40 Transcript of Interview Rr

Transcript of Interview Cycle II

Name : Rr

Date : March 9th, 2024

Interviewer : What do you think about learning the vocabulary in English?

Rr : Menyenangkan

Interviewer : How did you feel after learning vocabulary using drilling technique?

Rr : Santai bu dan happy saat belajar

Interviewer : Are you enthusiastic about participating in learning activities through drilling technique?

Rr : Saya antusias sekali

Interviewer : After learning activity is over, do you find the new vocabulary?

Rr : Iya bu saya menemukannya

Interviewer : After learning vocabulary through drilling technique, did you understand the lesson better?

Rr : Sangat baik bu

Sokan, March 9th, 2024
Interviewer



Pirda Agustin
NIM.200407139

Appendix.41 Transcript of Interview Rp

Transcript of Interview
Cycle II

Name : Rp

Date : March 9th, 2024

Interviewer : What do you think about learning the vocabulary in English?

Rp : Sulit

Interviewer : How did you feel after learning vocabulary using drilling technique?

Rp : Biasa aja bu

Interviewer : Are you enthusiastic about participating in learning activities through drilling technique?

Rp : Tidak bu

Interviewer : After learning activity is over, do you find the new vocabulary?

Rp : Sedikit bu

Interviewer : After learning vocabulary through drilling technique, did you understand the lesson better?

Rp : Sedikit bu

Sokan, March 9th, 2024

Interviewer



Pirda Agustin

NIM.200407139

Appendix.42 Transcript of Interview Rm

Transcript of Interview
Cycle II

Name : Rm

Date : March 9th, 2024

Interviewer : What do you think about learning the vocabulary in English?

Rm : Menurut saya bu banyak sulitnya sedikit mudahnya

Interviewer : How did you feel after learning vocabulary using drilling technique?

Rm :Enjoy bu

Interviewer : Are you enthusiastic about participating in learning activities through drilling technique?

Rm :Tidak bu karena saya sedikit malu

Interviewer : After learning activity is over, do you find the new vocabulary?

Rm :Iya bu ada beberapa

Interviewer : After learning vocabulary through drilling technique, did you understand the lesson better?

Rm :Lumayan

Sokan, March 9th, 2024
Interviewer



Pirda Agustin
NIM.200407139

Appendix.43 Transcript of Interview Rf

Transcript of Interview
Cycle II

Name : Rf

Date : March 9th, 2024

Interviewer : What do you think about learning the vocabulary in English?

Rf : Susah bu

Interviewer : How did you feel after learning vocabulary using drilling technique?

Rf : Biasa aja bu

Interviewer : Are you enthusiastic about participating in learning activities through drilling technique?

Rf : Tidak terlalu

Interviewer : After learning activity is over, do you find the new vocabulary?

Rf : Ada sedikit bu

Interviewer : After learning vocabulary through drilling technique, did you understand the lesson better?

Rf : Lumayan

Sokan, March 9th, 2024
Interviewer



Pirda Agustin
NIM.200407139

Appendix.44 Students' worksheet Rm

Student worksheet 11

56125

Name : RM
Class :
Date :

Instructions:

Please answer the questions then write the vocabulary and meaning based on the picture correctly. After that, spell and pronoun it.



What is this?
map (Peta)



What is this?
book case (rak buku)



What is this?
flower (bunga)



What is this?
curtain (gorden)



What is this?



What is this?

~~komputer~~ computer



What is this?
notebook



What is this?



What is this?



What is this?
bag (tas)




What is this?



What is this?
ruler



What is this?
pen (pen)



What is this?
book (buku)



What is this?
Black Board



What is this?
chair (kursi)



What is this?
Table



What is this
Pencil (pensil)



What is this?

tiw x (correction pen)




What is this?

marker (spida)

Appendix.45 Students' worksheet Grs

Student worksheet 11

Name : GRS
Class :
Date :




Instructions:

Please answer the questions then write the vocabulary and meaning based on the picture correctly. After that, spell and pronoun it.




map (Peta) What is this?



book (Buku) What is this?



flower (bunga) What is this?



curtain (tirai) What is this?



painting (lukisan) What is this?



computer (komputer) What is this?



What is this?
note book (Buku catatan)



What is this?
Pencil sharpener
(penghapus pensil)



What is this?
pencil case (tas pensil)



What is this?
bag (tas)



What is this?
eraser (penghapus)



What is this?
ruler (penggaris)



What is this?
pen (pulpen)



What is this?
Book (Buku)



What is this?
Black board (papan tulis)



What is this?
Chair (kursi)



What is this?
Table (meja)



What is this?
pencil (pensil)



What is this?

~~Pen~~ Correction Pen

(tixer)



What is this?

Marker

(SPIDER)

Appendix.46 Students' worksheet Rj

Student worksheet 11

01, 25

Name : RJ
Class :
Date :

Instructions:

Please answer the questions then write the vocabulary and meaning based on the picture correctly. After that, spell and pronoun it.



What is this?

map (Peta)



What is this?

book case (rak buku)



What is this?

Flower (bunga)



What is this?

curtain (tirai)



What is this?

Painting (lukisan)



What is this?

computer (komputer)



What is this?
Nota book (buku catatan)



What is this?
Pencil Sharpener
(Peruncing Pensil)



What is this?
Pencil case
(tas Pensil)



What is this?
bag tas



What is this?
eraser (Penghapus)



What is this?
Ruler (Penggaris)



What is this?
Pen (Pulpen)



What is this?
book (buku)



What is this?
black board
(Papan tulis)



What is this?
chair (kursi)




What is this?
table (meja)



What is this
Pencil




What is this?

tive x 



What is this?

markat 

Appendix. 47**Test Sheets Cycle II**

No	Name	Aspect to score																Students' score
		Quantity				Meaning				Spelling				Pronunciation				
		4	3	2	1	4	3	2	1	4	3	2	1	4	3	2	1	
1	Grs	✓				✓				✓				✓				100
2	Lk	✓				✓						✓				✓		75
3	Rst	✓				✓					✓					✓		81,25
4	Crs	✓				✓					✓			✓				93,75
5	Df	✓				✓					✓				✓			87,5
6	Sf	✓					✓				✓				✓			81,25
7	Rp	✓				✓						✓				✓		75
8	Pj	✓				✓						✓			✓			81,25
9	Rj	✓				✓						✓			✓			81,25
10	Rf		✓					✓				✓				✓		56,25
11	Abl	✓					✓				✓				✓			81,25
12	Ma	✓					✓						✓			✓		62,5
13	Rm		✓					✓				✓				✓		56,25
14	Rp	✓					✓					✓						62,5

Appendix 48

Lampiran 9. Formulir Surat Permohonan Validasi Instrumen Penelitian TA

	PERKUMPULAN BADAN PENDIDIKAN KARYA BANGSA STKIP PERSADA KHATULISTIWA SINTANG SINTANG-KALIMANTAN BARAT <i>Jl. Pertamina Sengkuang Km.4, Kotak Pos 126, Telp. (0565)2022386, 2022387</i> Email: stkippersada@gmail.com Website: www.persadakhatulistiwa.ac.id		
	FORMULIR SURAT PERMOHONAN VALIDASI INSTRUMEN PENELITIAN TA		
	Kode : 018FA3-1	Edisi 1	Revisi 1

Hal : Permohonan Validasi Instrumen TA
 Lampiran : 1 Bendel


Kepada Yth.
 Ibu Tuti, M. Pd
 Dosen Prodi Pendidikan Bahasa Inggris
 Di
 Tempat

Dengan hormat,
 Sehubungan dengan pelaksanaan Tugas Akhir (TA), dengan ini saya:
 Nama : Pirda Agustin
 NIM : 200407139
 Program Studi : Pendidikan Bahasa Inggris
 Judul AT : Enhancing Students' Vocabulary Mastery Through Drilling Technique At Seventh Grade in SMPN 03 Sokan in The Academic Year 2023/2024

Mohon Ibu berkenan memberikan validasi terhadap instrumen penelitian TA yangtelah saya susun. Sebagai bahan pertimbangan, bersama ini saya lampirkan; (1) Proposal TA, (2) kisi-kisi instrumen penelitian TA, dan (3) draft instrumen penelitian TA.

Demikian permohonan saya, atas bantuan dan perhatian Bapak/Ibu diucapkan terima kasih.


 Mengetahui,
 Kaprodi Pendidikan Bahasa Inggris
 Sijono, M. Pd
 NIDN. 1115028901

Sintang, 21 Februari 2024
 Pemohon

 Pirda Agustin
 NIM. 200407139

Appendix 49

Lampiran 10. Formulir Surat Pernyataan Validasi Instrumen Penelitian TA

	PERKUMPULAN BADAN PENDIDIKAN KARYA BANGSA STKIP PERSADA KHATULISTIWA SINTANG SINTANG-KALIMANTAN BARAT <i>Jl. Pertamina Sengkuang Km.4, Kotak Pos 126, Telp. (0565)2022386, 2022387</i> <i>Email: stkippersada@gmail.com Website: www.persadakhatulistiwa.ac.id</i>		
	FORMULIR SURAT PERNYATAAN VALIDASI INSTRUMEN PENELITIAN TA		
Kode :	Edisi	Revisi	Tanggal Terbit
019FA3-1	1	1	1 Agustus 2021

SURAT PERNYATAAN VALIDASI INSTRUMEN PENELITIAN TA

Saya yang bertanda tangan di bawah ini:

Nama : Tuti, M. Pd
 NIDN : 1131129102
 Prodi : Pendidikan Bahasa Inggris

menyatakan bahwa instrumen penelitian TA atas nama mahasiswa:

Nama : Pirda Agustin
 NIM : 200407139
 Program Studi : Pendidikan Bahasa Inggris
 Judul TA : Enhancing Students' Vocabulary Mastery Through Drilling Technique At Seventh Grade in SMPN 03 Sokan in The Academic Year 2023/2024

Setelah dilakukan kajian atas instrumen penelitian TA tersebut dapat dinyatakan:

<input type="checkbox"/>	Layak digunakan untuk penelitian
<input checked="" type="checkbox"/>	Layak digunakan dengan perbaikan
<input type="checkbox"/>	Tidak layak digunakan untuk penelitian yang bersangkutan

dengan catatan dan saran/perbaikan sebagaimana terlampir.

Demikian agar dapat digunakan sebagaimana mestinya.

Sintang, 21 Februari 2024
 Validator,



Tuti, M. Pd
 NIDN. 1131129102

☐ Beri tanda ✓
 Catatan:

Appendix 50

HASIL VALIDASI INSTRUMEN PENELITIAN TA

Nama Mahasiswa : Pirda Agustin
 NIM : 200407139
 Judul TA : Enhancing Students' Vocabulary Mastery Through Drilling Technique At Seventh Grade in SMPN 03 Sokan in The Academic Year 2023/2024

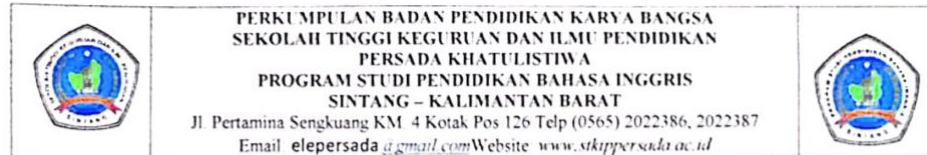
No.	Variabel	Saran/Tanggapan
		Perbaiki pertanyaan pada interview guideline
		Perbaiki observation checklist
		Penambahan untuk test
	Komentar Umum/Lain-lain:	

Sintang, 21 Februari 2024
 Validator,



Tuti, M. Pd
 NIDN.1131129102

Appendix 51



Nomor : 291/B-6/G1/II/2024
 Lampiran : 1 (satu) lembar
 Perihal : Izin Penelitian

Kepada

Yth. Kepala SMPN 03 Sokan

Di Tempat

Dengan hormat,

Berkenaan dengan tugas akhir mahasiswa atau skripsi, kami mohon kepada Bapak/Ibu untuk memberikan izin kepada mahasiswa kami:

Nama : Pirda Agustin
 NIM : 2000407139
 Jurusan : Pendidikan Bahasa dan Seni
 Program Studi : Pendidikan Bahasa Inggris

Untuk melakukan penelitian di sekolah yang Bapak/ Ibu pimpin dengan judul:

"Enhancing Students' Vocabulary Mastery Through Drilling Technique At Seventh Grade In SMPN 03 Sokan In The Academic Year 2023/2024". Adapun tanggal dan waktu penelitian sepenuhnya adalah hasil koordinasi kedua belah pihak.

Demikian surat permohonan ini kami sampaikan, atas perhatian dan kerjasamanya kami ucapkan terima kasih.

Sintang, 22 Februari 2024

Mengetahui
 Ketua STKIP Persada Khatulistiwa

Didin Syafruddin, S.P., M.Si
 NIDN. 1102066603

Ketua Prodi PBI

Siyono, M.Pd.
 NIDN. 1115028901

Appendix 52. Documentation

Picture 1. Writer Explains the Materials Cycle I meeting 1



Picture 2. Writer Explains the Materials Cycle II meeting 11



Picture 3. Writer Explains the Materials Cycle II meeting 11



Picture 4. Writer Explains the Materials Cycle I meeting 1



Picture 5. The Students Pronouns and Spells the Word Cycle I meeting 11



Picture 6. The Students Pronouns and Spells the Word Cycle II

BIOGRAPHY



Pirda Agustin is the author of this thesis. The author was born in S. Durian on August 24, 2002. The author is known as the first child of Junaidi and Suma Wati. The author is the eldest of three siblings and has two younger brothers named Muhammad Pazril and Muhammad Alparid.

The author received her first education at SDN 04 Gelata in 2008-2014 and continuing education in Junior High School (SMP) in 2014-2017 at SMPN 01 Sokan, then continuing education in Senior High School (SMA) in 2017-2020 at SMAN 01 Sokan. Then in 2020 continued his education at STKIP Persada Khatulistiwa Sintang and chose the English Education Study Program. During his education at STKIP Persada Khatulistiwa Sintang, the writer had participated in several UKM, namely Forkis Madani UKM, and Arts UKM. While participating in UKM, the writer served as the management of HMPS ELLSA in 2020-2021 and the management of BEM in 2021-2022.

This book is the final result of his writing which is expected to be useful for many people, both for teachers, lecturers, and students from various circles and fields.