

Appendix 1

SILABUS SMP/MTs

Mata Pelajaran : Bahasa Inggris

Kelas : VII

Semester : Ganjil

Kompetensi Inti:

- **KI1 dan KI2:** **Menghargai dan menghayati** ajaran agama yang dianutnya serta **Menghargai dan menghayati** perilaku jujur, disiplin, santun, percaya diri, peduli, dan bertanggung jawab dalam berinteraksi secara efektif sesuai dengan perkembangan anak di lingkungan, keluarga, sekolah, masyarakat dan lingkungan alam sekitar, bangsa, negara, dan kawasan regional.
- **KI3:** Memahami dan menerapkan pengetahuan faktual, konseptual, prosedural, dan metakognitif pada tingkat teknis dan spesifik sederhana berdasarkan rasa ingin tahunya tentang ilmu pengetahuan, teknologi, seni, budaya dengan wawasan kemanusiaan, kebangsaan, dan kenegaraan terkait fenomena dan kejadian tampak mata.
- **KI4:** Menunjukkan keterampilan menalar, mengolah, dan menyaji secara kreatif, produktif, kritis, mandiri, kolaboratif, dan komunikatif, dalam ranah konkret dan ranah abstrak sesuai dengan yang dipelajari di sekolah dan sumber lain yang sama dalam sudut pandang teori.

Kompetensi Dasar	Materi Pembelajaran	Kegiatan Pembelajaran	Penilaian	Alokasi Waktu	Sumber Belajar
<p>3.2 Memahami fungsi sosial, struktur teks, dan unsur kebahasaan pada ungkapan perkenalan diri, serta responnya, sesuai dengan konteks penggunaannya.</p> <p>4.2 Menyusun teks lisan dan tulis sederhana untuk menyatakan, menanyakan, dan merespon perkenalan diri, dengan sangat pendek dan sederhana, dengan memperhatikan fungsi sosial, struktur teks, dan unsur kebahasaan</p>	<ul style="list-style-type: none"> • Fungsi sosial Berkenalan, memperkenalkan diri sendiri/orang lain. • Struktur teks Memulai, Menanggapi (diharapkan/di luar dugaan). • Unsur kebahasaan Sebutan anggota keluargainti dan yang lebih luas, serta orang-orang dekat lainnya. -Verba: <i>be, have, go, work, live</i> (dalam <i>simple present tense</i>). -Subjek pronoun: <i>I, You, We, They, He, She, It</i>. -Kata ganti 	<ul style="list-style-type: none"> • Menyimak dan menirukan beberapa contoh pemaparan jati diri, dengan ucapan dan tekanan kata yang benar • Mengidentifikasi ungkapan-ungkapan penting • Menanyakan hal-hal yang tidak diketahui atau yang berbeda • Mempelajari contoh teks pemaparan jati diri oleh figur-figur terkenal tentang keluarganya • Memaparkan jati dirinya yang sebenarnya • Saling menyimak dan bertanya jawab tentang jati diri masing-masing dengan teman- 	<p>-Sikap social dan spiritual : observasi</p> <p>-Pengetahuan: Tulis</p> <p>-Keterampilan: Praktik</p>	16 JP	When English Rings a Bell Kelas VII Cetakan Ke-3

yang benar dan	<p><i>possessive my, your, his</i>, dan sebagainya.</p> <p>-Ucapan, tekanan kata,intonasi, ejaan, tanda baca,dan tulisan tangan.</p> <p>• Topik</p> <p>Berbagai hal terkait dengan interaksi antara guru dan siswa selama proses pembelajaran, di dalam maupun di luar kelas.</p>	<p>temannya</p> <p>• Melakukan refleksi tentang proses dan hasil belajarnya</p>			
----------------	---	---	--	--	--

Appendix 2

LESSON PLAN

Name of Education Unit	: SMP Negeri 03 Belimbing Hulu
Subject or Themes/Subthemes	: English/Speaking
Class/Semester	: VII/1
School Year	: 2022/2023
Subject Matter	: This is Me/Qualities of people
Time Allocation	: 1 x Meeting (1 x 60 Minutes)
Cycle/Meeting	: 1/1

A. Main Competencies (KI)

- KI1 and KI2: Appreciate and live the teachings of the religion they adhere to and Appreciate and live honest, disciplined, polite, confident, caring, and responsible behavior in interacting effectively in accordance with the development of children in the environment, family, school, community and natural environment surroundings, nations, countries and regions.
- KI3: Understand and apply factual, conceptual, procedural, and metacognitive knowledge at a simple technical and specific level based on their curiosity about science, technology, art, culture with human, national, and state insights related to visible phenomena and events.
- KI4: Demonstrates creative, productive, critical, independent, collaborative, and communicative reasoning, processing, and presentation skills, in the concrete and abstract realms according to those learned in school and other sources in the same theory from a theoretical point of view.

B. Basic Competencies (KD) and Competency Achievement Indicators (IPK)

Basic competencies	Indicators of Competence Achievement
3.2 Identify social functions, text structures, and linguistic elements of spoken and written transactional interaction texts that involve the act of giving and asking for information related to identity, short and simple, according to the context of its use. Pay attention to linguistic elements and vocabulary related to family relationships; pronoun (subjective, objective, possessive).	<p>3.2.1 Analyzing social functions, text structure, and linguistic elements of spoken and written transactional interaction texts involving the act of giving and asking for information related to identity, short and simple, according to the context of its use. Pay attention to linguistic elements and vocabulary related to family relationships; pronoun (subjective, objective, possessive)</p> <p>3.2.2 Directing social functions, text structure, and linguistic elements of spoken and written transactional interaction texts that involve the act of giving and asking for information related to identity, short and simple, according to the context of its use. Pay attention to linguistic elements and vocabulary related to family relationships; pronoun (subjective, objective, possessive)</p>
4.2 Compose very short and simple spoken and written transactional interaction texts involving the act of giving and asking for information related to identity, short and simple, taking into account social functions, text structure, and linguistic elements that are correct and in context.	4.2.1 Creating very short and simple spoken and written transactional interaction texts involving the act of giving and asking for information related to identity, short and simple, taking into account social functions, text structure, and linguistic elements that are correct and in context.

C. Learning Objectives

Through a indirect teaching approach using the *storytelling-picturen technique*, students can **identify** and **compose** very short and simple spoken and written transactional interaction texts involving the act of giving and

asking for information related to identity, short and simple, taking into account social functions, text structure, and linguistic elements that are correct and in context.

D. Learning Materials

1). Social Function

Get acquainted, introduce yourself/others.

2). Text Structure

- Start
- Respond(expected/unexpected)

3). Elements of Language

- Designation of members of the nuclear and widens family, as well as other close people
- Verbs: be, have, go, work, live (in simple present tense)
- Subject Pronoun: I, You, We, They, He, She, It
- Possessive pronouns my, your, his, etc.
- Speech, stress, intonation, spelling, punctuation and handwriting

4). Topic

Various things related to the interaction between teachers and students during the learning process, inside and outside the classroom.

E. Learning Methods

Indirect by involving *storytelling-picture techniques*

F. Media, Tools, and Learning Resources:

1. Media : English Package Book, Blackboard, and Chalk.
2. Tool: Picture (Gambar)

3. Learning resources:

- English book When English Rings a Bell, class VII.
- English Dictionary

G. Learning Activities

1. Introductory Activity (5 minutes)	Information
<ul style="list-style-type: none"> - Prepare students to take part in the learning process such as praying, attendance, preparing textbooks. - Motivate students to take part in learning. 	
2. Main Activities (50 minutes)	Information
<ul style="list-style-type: none"> - The teacher explains the material about This is Me. - Students listen to the explanation well. - The teacher gives an example of the material using the storytelling-picture technique. - Students respond to the learning. - The teacher provides opportunities for students to understand the learning material. - Students can provide explanations that they get. - The teacher provides opportunities for students to practice learning techniques or internal exercises for students for at least 2 minutes (1 person) - Students practice it in front of the class. - The teacher gives marks to students who have participated. 	
3. Closing Activities (10 minutes)	Information
<ul style="list-style-type: none"> - Learners conclude learning (guided by the teacher) - Learners get feedback on the learning process and results: Thank you very much for your participation. You did a good job today, I'm very happy with your activity in the class. How about you, did you enjoy my class? - Inform the learning activity plan for the next meeting. - Students and teachers pray together led by representatives of students. 	

H. Assessment

1. Assessment techniques through observation, writing, assignments, practice.
2. The assessment instrument (it is attached)

3. The students who do not reach the KKM are going to be give a remedial.
4. The students who have reached the KKM are going to be given the futher enrichment in order to achieve a higher KD.

Melawi, October 17th 2022

Teacher of the Subject



Heni Hanifah, S.Pd
NIK : 611010 500 99 40002

Researcher

Nurhanifah Sri Ningsih
NIM : 180207081

Headmaster of SMP Negeri 03 Belimbing Hulu

Lukas, S.Ag
NIP : 19760929 200212 1 009

Appendix 3

LESSON PLAN

Name of Education Unit	: SMP Negeri 03 Belimbing Hulu
Subject or Themes/Subthemes	: English/Speaking
Class/Semester	: VII/1
School Year	: 2022/2023
Subject Matter	: This is Me/Qualities of people
Time Allocation	: 1 x Meeting (1 x 60 Minutes)
Cycle/Meeting	: 1/2

A. Main Competencies (KI)

- KI1 and KI2: Appreciate and live the teachings of the religion they adhere to and Appreciate and live honest, disciplined, polite, confident, caring, and responsible behavior in interacting effectively in accordance with the development of children in the environment, family, school, community and natural environment surroundings, nations, countries and regions.
- KI3: Understand and apply factual, conceptual, procedural, and metacognitive knowledge at a simple technical and specific level based on their curiosity about science, technology, art, culture with human, national, and state insights related to visible phenomena and events.
- KI4: Demonstrates creative, productive, critical, independent, collaborative, and communicative reasoning, processing, and presentation skills, in the concrete and abstract realms according to those learned in school and other sources in the same theory from a theoretical point of view.

B. Basic Competencies (KD) and Competency Achievement

Indicators (IPK)

Basic competencies	Indicators of Competence Achievement
<p>3.2 Identify social functions, text structures, and linguistic elements of spoken and written transactional interaction texts that involve the act of giving and asking for information related to identity, short and simple, according to the context of its use. Pay attention to linguistic elements and vocabulary related to family relationships; pronoun (subjective, objective, possessive).</p>	<p>3.2.1 Analyzing social functions, text structure, and linguistic elements of spoken and written transactional interaction texts involving the act of giving and asking for information related to identity, short and simple, according to the context of its use. Pay attention to linguistic elements and vocabulary related to family relationships; pronoun (subjective, objective, possessive)</p> <p>3.2.2 Directing social functions, text structure, and linguistic elements of spoken and written transactional interaction texts that involve the act of giving and asking for information related to identity, short and simple, according to the context of its use. Pay attention to linguistic elements and vocabulary related to family relationships; pronoun (subjective, objective, possessive)</p>
<p>4.2 Compose very short and simple spoken and written transactional interaction texts involving the act of giving and asking for information related to identity, short and simple, taking into account social functions, text structure, and linguistic elements that are correct and in context.</p>	<p>4.2.1 Creating very short and simple spoken and written transactional interaction texts involving the act of giving and asking for information related to identity, short and simple, taking into account social functions, text structure, and linguistic elements that are correct and in context.</p>

C. Learning Objectives

Through an indirect teaching approach using the *storytelling-picture technique*, students can **identify** and **compose** very short and simple spoken and written transactional interaction texts involving the act of giving and asking for information related to identity, short and simple, taking into account social functions, text structure, and linguistic elements that are correct and in context.

D. Learning Materials

1). *Social Function*

Get acquainted, introduce yourself/others.

2). *Text Structure*

- Start
- Respond(expected/unexpected)

3). *Elements of Language*

- Designation of members of the nuclear and wider family, as well as other close people
- Verbs: be, have, go, work, live (in simple present tense)
- Subject Pronoun: I, You, We, They, He, She, It
- Possessive pronouns my, your, his, etc.
- Speech, stress, intonation, spelling, punctuation and handwriting

4). *Topic*

Various things related to the interaction between teachers and students during the learning process, inside and outside the classroom.

E. Learning Methods

Indirect by involving *storytelling-picture techniques*

F. Media, Tools, and Learning Resources:

1. Media : English Package Book, Blackboard, and Chalk.
2. Tool: Picture (Gambar)
3. Learning resources:
 - English book When English Rings a Bell, class VII.
 - English Dictionary

G. Learning Activities

1. Introductory Activity (5 minutes)	Information
<ul style="list-style-type: none"> - Prepare students to take part in the learning process such as praying, attendance, preparing textbooks. - Motivate students to take part in learning. 	
2. Main Activities (50 minutes)	Information
<ul style="list-style-type: none"> - The teacher and students review the previous material. -the teacher gives examples using the storytelling-picture technique to students. -The teacher asks whether students understand. -The teacher gives time to students to prepare themselves. -Students are asked to come to the front of the class to take the test. -Students are given 2 minutes to take the test. -The teacher gives an assessment to students. 	
3. Closing Activities (5 minutes)	Information
<ul style="list-style-type: none"> - Learners conclude learning (guided by the teacher) - Learners get feedback on the learning process and results: Thank you very much for your participation. You did a good job today, I'm very happy with your activity in the class. How about you, did you enjoy my class? - Inform the learning activity plan for the next meeting. 	

- Students and teachers pray together led by representatives of students.	
---	--

$$\bar{x} = \frac{\sum x}{n}$$

Interpretation: \bar{x} = mean score

n = the number of data

$\sum x$ = total score

$$\bar{x} = \frac{\sum x}{n}$$

$$\bar{x} = \frac{1.348}{25} = 53,9$$

Description :

$$\sum x = 1.348$$

$$n = 25$$

H. Assessment

1. Assessment techniques through observation, writing, assignments, practice.
2. The assessment instrument (it is attached)
3. The students who do not reach the KKM are going to be give a remedial.
4. The students who have reached the KKM are going to be given the futher enrichemnt in order to achieve a higher KD.

Melawi, October 21th 2022

Teacher of the Subject



Heni Hanifah, S.Pd
NIK : 611010 500 99 40002

Researcher



Nurhanifah Sri Ningsih
NIM : 180207081

Headmaster of SMP Negeri 03 Belimbing Hulu



Lukas, S.Ag
NIP : 19760929 200212 1 009

Appendix 4

LESSON PLAN

Name of Education Unit	: SMP Negeri 03 Belimbing Hulu
Subject or Themes/Subthemes	: English/Speaking
Class/Semester	: VII/1
School Year	: 2022/2023
Subject Matter	: This is Me/Qualities of people
Time Allocation	: 1 x Meeting (1 x 60 Minutes)
Cycle/Meeting	: 2/1

A. Main Competencies (KI)

- KI1 and KI2: Appreciate and live the teachings of the religion they adhere to and Appreciate and live honest, disciplined, polite, confident, caring, and responsible behavior in interacting effectively in accordance with the development of children in the environment, family, school, community and natural environment surroundings, nations, countries and regions.
- KI3: Understand and apply factual, conceptual, procedural, and metacognitive knowledge at a simple technical and specific level based on their curiosity about science, technology, art, culture with human, national, and state insights related to visible phenomena and events.
- KI4: Demonstrates creative, productive, critical, independent, collaborative, and communicative reasoning, processing, and presentation skills, in the concrete and abstract realms according to those learned in school and other sources in the same theory from a theoretical point of view.

B. Basic Competencies (KD) and Competency Achievement

Indicators (IPK)

Basic competencies	Indicators of Competence Achievement
3.2 Identify social functions, text structures, and linguistic elements of spoken and written transactional interaction texts that involve the act of giving and asking for information related to identity, short and simple, according to the context of its use. Pay attention to linguistic elements and vocabulary related to family relationships; pronoun (subjective, objective, possessive).	<p>3.2.1 Analyzing social functions, text structure, and linguistic elements of spoken and written transactional interaction texts involving the act of giving and asking for information related to identity, short and simple, according to the context of its use. Pay attention to linguistic elements and vocabulary related to family relationships; pronoun (subjective, objective, possessive)</p> <p>3.2.2 Directing social functions, text structure, and linguistic elements of spoken and written transactional interaction texts that involve the act of giving and asking for information related to identity, short and simple, according to the context of its use. Pay attention to linguistic elements and vocabulary related to family relationships; pronoun (subjective, objective, possessive)</p>
4.2 Compose very short and simple spoken and written transactional interaction texts involving the act of giving and asking for information related to identity, short and simple, taking into account social functions, text structure, and linguistic elements that are correct and in context.	4.2.1 Creating very short and simple spoken and written transactional interaction texts involving the act of giving and asking for information related to identity, short and simple, taking into account social functions, text structure, and linguistic elements that are correct and in context.

C. Learning Objectives

Through an indirect teaching approach using the *storytelling-picture technique*, students can **identify** and **compose** very short and simple spoken and written transactional interaction texts involving the act of giving and asking for information related to identity, short and simple, taking into account social functions, text structure, and linguistic elements that are correct and in context.

D. Learning Materials

1). *Social Function*

Get acquainted, introduce yourself/others.

2). *Text Structure*

- Start
- Respond(expected/unexpected)

3). *Elements of Language*

- Designation of members of the nuclear and wider family, as well as other close people
- Verbs: be, have, go, work, live (in simple present tense)
- Subject Pronoun: I, You, We, They, He, She, It
- Possessive pronouns my, your, his, etc.
- Speech, stress, intonation, spelling, punctuation and handwriting

4). *Topic*

Various things related to the interaction between teachers and students during the learning process, inside and outside the classroom.

E. Learning Methods

Indirect by involving *storytelling-picture techniques*

F. Media, Tools, and Learning Resources:

1. Media : English Package Book, Blackboard, and Chalk.
2. Tool: Picture (Gambar)
3. Learning resources:
 - English book When English Rings a Bell, class VII.
 - English Dictionary

G. Learning Activities

1. Introductory Activity (5 minutes)	Information
<ul style="list-style-type: none"> - Prepare students to take part in the learning process such as praying, attendance, preparing textbooks. - Motivate students to take part in learning. 	
2. Main Activities (50 minutes)	Information
<ul style="list-style-type: none"> - Teacher and students review the previous material. -Students are asked to prepare themselves to take the test. -Teachers give students the opportunity to advance. -Students come forward to tell a story about family. using the storytelling-picture technique within 2 minutes. -The teacher gives supervision to students 	
3. Closing Activities (5 minutes)	Information
<ul style="list-style-type: none"> - Learners conclude learning (guided by the teacher) - Learners get feedback on the learning process and results: Thank you very much for your participation. You did a good job today, I'm very happy with your activity in the class. How 	

about you, did you enjoy my class? - Inform the learning activity plan for the next meeting. - Students and teachers pray together led by representatives of students.	
--	--

H. Assessment

1. Assessment techniques through observation, writing, assignments, practice.
2. The assessment instrument (it is attached)
3. The students who do not reach the KKM are going to be give a remedial.
4. The students who have reached the KKM are going to be given the futher enrichemnt in order to achieve a higher KD.


Melawi, October 28th 2022

Teacher of the Subject



Heni Hanifah, S.Pd
NIK : 611010 500 99 40002

Researcher



Nurhanifah Sri Ningsih
NIM : 180207081

Headmaster of SMP Negeri 03 Belimbing Hulu



Lukas, S.Ag
NIP : 19760929 200212 1 009

Appendix 5

LESSON PLAN

Name of Education Unit	: SMP Negeri 03 Belimbing Hulu
Subject or Themes/Subthemes	: English/Speaking
Class/Semester	: VII/1
School Year	: 2022/2023
Subject Matter	: This is Me/Qualities of people
Time Allocation	: 1 x Meeting (1 x 60 Minutes)
Cycle/Meeting	: 2/2

A. Main Competencies (KI)

- KI1 and KI2: Appreciate and live the teachings of the religion they adhere to and Appreciate and live honest, disciplined, polite, confident, caring, and responsible behavior in interacting effectively in accordance with the development of children in the environment, family, school, community and natural environment surroundings, nations, countries and regions.
- KI3: Understand and apply factual, conceptual, procedural, and metacognitive knowledge at a simple technical and specific level based on their curiosity about science, technology, art, culture with human, national, and state insights related to visible phenomena and events.
- KI4: Demonstrates creative, productive, critical, independent, collaborative, and communicative reasoning, processing, and presentation skills, in the concrete and abstract realms according to those learned in school and other sources in the same theory from a theoretical point of view.

B. Basic Competencies (KD) and Competency Achievement Indicators (IPK)

Basic competencies	Indicators of Competence Achievement
3.2 Identify social functions, text structures, and linguistic elements of spoken and written transactional interaction texts that involve the act of giving and asking for information related to identity, short and simple, according to the context of its use. Pay attention to linguistic elements and vocabulary related to family relationships; pronoun (subjective, objective, possessive).	<p>3.2.1 Analyzing social functions, text structure, and linguistic elements of spoken and written transactional interaction texts involving the act of giving and asking for information related to identity, short and simple, according to the context of its use. Pay attention to linguistic elements and vocabulary related to family relationships; pronoun (subjective, objective, possessive)</p> <p>3.2.2 Directing social functions, text structure, and linguistic elements of spoken and written transactional interaction texts that involve the act of giving and asking for information related to identity, short and simple, according to the context of its use. Pay attention to linguistic elements and vocabulary related to family relationships; pronoun (subjective, objective, possessive)</p>
4.2 Compose very short and simple spoken and written transactional interaction texts involving the act of giving and asking for information related to identity, short and simple, taking into account social functions, text structure, and linguistic elements that are correct and in context.	4.2.1 Creating very short and simple spoken and written transactional interaction texts involving the act of giving and asking for information related to identity, short and simple, taking into account social functions, text structure, and linguistic elements that are correct and in context.

C. Learning Objectives

Through a indirect teaching approach using the *storytelling-picturen ttechnique*, students can **identify** and **compose** very short and simple

spoken and written transactional interaction texts involving the act of giving and asking for information related to identity, short and simple, taking into account social functions, text structure, and linguistic elements that are correct and in context.

D. Learning Materials

1). Social Function

Get acquainted, introduce yourself/others.

2). Text Structure

- Start
- Respond(expected/unexpected)

3). Elements of Language

- Designation of members of the nuclear and widens family, as well as other close people
- Verbs: be, have, go, work, live (in simple present tense)
- Subject Pronoun: I, You, We, They, He, She, It
- Possessive pronouns my, your, his, etc.
- Speech, stress, intonation, spelling, punctuation and handwriting

4). Topic

Various things related to the interaction between teachers and students during the learning process, inside and outside the classroom.

E. Learning Methods

Indirect by involving *storytelling-picture techniques*

F. Media, Tools, and Learning Resources:

1. Media : English Package Book, Blackboard, and Chalk.

2. Tool: Picture (Gambar)

3. Learning resources:

- English book When English Rings a Bell, class VII.
- English Dictionary

G. Learning Activities

1. Introductory Activity (5 minutes)	Information
<ul style="list-style-type: none"> - Prepare students to take part in the learning process such as praying, attendance, preparing textbooks. - Motivate students to take part in learning. 	
2. Main Activities (50 minutes)	Information
<ul style="list-style-type: none"> - Teacher and students review previous material. -Students are given the opportunity to prepare themselves to take the test. -The teacher calls students 1 by 1 to come forward to tell a story about family. -Students progress to take the test within 2 minutes using the storytelling-picture technique. -The teacher gives an assessment to students. 	
3. Closing Activities (5 minutes)	Information
<ul style="list-style-type: none"> - Learners conclude learning (guided by the teacher) - Learners get feedback on the learning process and results: Thank you very much for your participation. You did a good job today, I'm very happy with your activity in the class. How about you, did you enjoy my class? - Inform the learning activity plan for the next meeting. - Students and teachers pray together led by representatives of students. 	

$$\bar{X} = \frac{\sum X}{n}$$

Interpretation : \bar{x} = mean score

n = the number of data

$\sum x$ = total score

$$\bar{x} = \frac{\sum x}{n}$$

$$\bar{x} = \frac{1.875}{25} = 75,00$$

Description :

$$\sum x = 1.875$$

$$n = 25$$

H. Assessment

1. Assessment techniques through observation, writing, assignments, practice.
2. The assessment instrument (it is attached)
3. The students who do not reach the KKM are going to be give a remedial.
4. The students who have reached the KKM are going to be given the futher enrichemnt in order to achieve a higher KD.

Melawi, October 31th 2022


Teacher of the Subject



Heni Hanifah, S.Pd

NIK : 611010 500 99 40002

Researcher



Nurhanifah Sri Ningsih

NIM : 180207081

Headmaster of SMP Negeri 03 Belimbing Hulu



Lukas, S.Ag

NIP : 19760929 200212 1 009

Appendix 6

TEACHING MEDIA





Appendix 7

OBSERVATION CHECKLIST

(For Students)

Education Unit : SMP Negeri 03 Belimbing Hulu
 Subjects : English
 Class/semester : VII/2 (Genap)
 Subject Matter : Speaking
 Sub Material : Qualities of People
 Cycle / Meeting : 1/1
 Time : 09.35-10.35
 Day/Date : Monday, October 17th 2022
 Time Allocation : 1 X 60 minutes.

No	Aspect	Indicator	Rating				
			1	2	3	4	5
1	Preliminary activities	a. Students respond well to the greeting given by the teacher.					✓
		b. The students pray before start the lesson.				✓	
		c. The students give respond well to the absent check.					✓
		d. The students pay attention to motivation, topic, and learning.					✓
	Main Activity	a. Students pay attention to the teacher explaining the material to be studied.				✓	
		b. Students listen to the material well.					✓
		c. The teacher gives the material by using storytelling-picture technique to students within 2 minutes. (1 person)				✓	

		d. Students can understand the material that has been delivered.					✓
3	Closing Activities	a. Students express their opinions after participating in the learning process at his meeting.					✓
		b. Students convey the conclusion of the learning at this meeting together with the teacher.					✓
		c. Students listen carefully to the learning activities for the next meeting.				✓	
		d. Students pray together end the lesson.					✓
		e. Student answer greeting from the teacher with farewell expressions in English.				✓	

Melawi, October 17th 2022

Observer



Heni Hanifah, S.Pd

The percentage of students' involvement :

$$\frac{\text{Total Score}}{\text{Maximum Score}} \times 100\%$$

$$\frac{60}{75} \times 100\%$$

$$\frac{6000}{75}$$

$$= 80,$$

Appendix 8

OBSERVATION CHECKLIST

(For Students)

Education Unit : SMP Negeri 03 Belimbing Hulu
 Subjects : English
 Class/semester : VII/2 (Genap)
 Subject Matter : Speaking
 Sub Material : Qualities of People
 Cycle / Meeting : 1/2
 Time : 09.00-10.00
 Day/Date : Friday , October 21th 2022
 Time Allocation : 1 X 60 minutes.

No	Aspect	Indicator	Rating				
			1	2	3	4	5
1	Preliminary activities	a. Students respond well to the greeting given by the teacher.					✓
		b. The students pray before start the lesson.					✓
		c. The students give respond well to the absent check.					✓
		d. The students pay attention to motivation, topic, and learning.					✓
	Main Activity	a. Students pay attention to the teacher explaining the mterial to be studied.				✓	
		b. Students listen to the material well.					✓
		c. The teacher gives the material by using storytelling-picture technique within 2 minutes.					✓
		d. Students can understand the material that has been delivered.					✓

3	Closing Activities	a. Students express their opinions after participating in the learning process at his meeting.					✓
		b. Students convey the conclusion of the learning at this meeting together with the teacher.					✓
		c. Students listen carefully to the learning activities for the next meeting.				✓	
		d. Students pray together end the lesson.					✓
		e. Student answer greeting from the teacher with farewell expressions in English.					✓

Melawi, October 21th 2022

Observer



Heni Hanifah, S.Pd

The percentage of students' involvement : $\frac{\text{Total Score}}{\text{Maximum Score}} \times 100\%$

$$\frac{63}{75} \times 100\%$$

$$\frac{63000}{75}$$

$$= 84,00\%$$

Appendix 9

OBSERVATION CHECKLIST

(For Students)

Education Unit : SMP Negeri 03 Belimbing Hulu
 Subjects : English
 Class/semester : VII/2 (Genap)
 Subject Matter : Speaking
 Sub Material : Qualities of People
 Cycle / Meeting : 2/1
 Time : 09.00-10.00
 Day/Date : Friday , October 28th 2022
 Time Allocation : 1 X 60 minutes.

No	Aspect	Indicator	Rating				
			1	2	3	4	5
1	Preliminary activities	a. Students respond well to the greeting given by the teacher.					✓
		b. The students pray before start the lesson.					✓
		c. The students give respond well to the absent check.					✓
		d. The students pay attention to motivation, topic, and learning.					✓
	Main Activity	a. Students pay attention to the teacher explaining the material to be studied.					✓
		b. Students listen to the material well.					✓
		c. The teacher gives the material by using storytelling-picture technique within 2 minutes.				✓	
		d. Students can understand the material that has been delivered.					✓

3	Closing Activities	a. Students express their opinions after participating in the learning process at his meeting.					✓
		b. Students convey the conclusion of the learning at this meeting together with the teacher.					✓
		c. Students listen carefully to the learning activities for the next meeting.					✓
		d. Students pray together end the lesson.					✓
		e. Student answer greeting from the teacher with farewell expressions in English.					✓

Melawi, October 28th 2022

Observer



Heni Hanifah, S.Pd

The percentage of students' involvement : $\frac{\text{Total Score}}{\text{Maximum Score}} \times 100\%$

$$\frac{64}{75} \times 100\%$$

$$\frac{6400}{75}$$

$$= 85,33\%$$

Appendix 10

OBSERVATION CHECKLIST

(For Students)

Education Unit : SMP Negeri 03 Belimbing Hulu
 Subjects : English
 Class/semester : VII/2 (Genap)
 Subject Matter : Speaking
 Sub Material : Qualities of People
 Cycle / Meeting : 2/2
 Time : 09.35-10.35
 Day/Date : Monday, October 31th 2022
 Time Allocation : 1 X 60 minutes.

No	Aspect	Indicator	Rating				
			1	2	3	4	5
1	Preliminary activities	a. Students respond well to the greeting given by the teacher.					✓
		b. The students pray before start the lesson.					✓
		c. The students give respond well to the absent check.					✓
		d. The students pay attention to motivation, topic, and learning.					✓
	Main Activity	a. Students pay attention to the teacher explaining the material to be studied.					✓
		b. Students listen to the material well.					✓
		c. The teacher gives the material by using storytelling-picture technique within 2 minutes.					✓
		d. Students can understand the material that has been delivered.					✓

3	Closing Activities	a. Students express their opinions after participating in the learning process at his meeting.					✓
		b. Students convey the conclusion of the learning at this meeting together with the teacher.					✓
		c. Students listen carefully to the learning activities for the next meeting.					✓
		d. Students pray together end the lesson.					✓
		e. Student answer greeting from the teacher with farewell expressions in English.					✓

Melawi, October 31th 2022

Observer



Heni Hanifah, S.Pd

The percentage of students' involvement : $\frac{\text{Total Score}}{\text{Maximum Score}} \times 100\%$

$$\frac{65}{75} \times 100\%$$

$$\frac{6500}{75}$$

$$= 86,66 \%$$

Appendix 11

OBSERVATION CHECKLIST

(For Teacher)

Education Unit : SMPNegeri 03 Belimbing Hulu
 Subjects : English
 Class/semester : VII/2 (Genap)
 Subject Matter : Speaking
 Sub Material : Qualities of People
 Cycle / Meeting : 1/1
 Time : 09.35-10.35
 Day/Date : Monday, October 17th 2022
 Time Allocation : 1 X 60 minutes.

No	Aspect	Indicator	Rating				
			1	2	3	4	5
1.	Preliminary Activities	a. Teacher prepared the material well				✓	
		b. The teacher asks the students representatives to prepare greeting before studying.				✓	
		c. The teacher checking the students.					✓
		d. The teacher giving motivation.					✓
2.	Main Activity	a. The teacher reminds the material to be studied.					✓
		b. The teacher gives an example of the material to be studied.				✓	
		c. The teacher use storytelling-picture series techniques to do learning.					✓
		d. The teacher gives questions to students.					✓
		e. The teacher help students who have diffuculty in learnig.					✓

3.	Closing Activities	a. The teacher counludes with the students.					✓
		b. The teacher gives an overview of the material to be studied soon.					✓
		c. The teacher asks the students representatives to close the lesson with a prayer.					✓

Melawi, October 17th 2022

Observer



Heni Hanifah, S.Pd

The precentage of students` involvement : $\frac{\text{Total Score}}{\text{Maximum Score}} \times 100\%$

$$\frac{56}{75} \times 100\%$$

$$\frac{5600}{75}$$

$$=74,66\%$$

Appendix 12

OBSERVATION CHECKLIST

(For Teacher)

Education Unit : SMPNegeri 03 Belimbing Hulu
 Subjects : English
 Class/semester : VII/2 (Genap)
 Subject Matter : Speaking
 Sub Material : Qualities of People
 Cycle / Meeting : 1/2
 Time : 09.00-10.00
 Day/Date : Friday , October 21th 2022
 Time Allocation : 1 X 60 minutes.

No	Aspect	Indicator	Rating				
			1	2	3	4	5
1.	Preliminary Activities	a. Teacher prepared the material well				✓	
		b. The teacher asks the students representatives to prepare greeting before studying.				✓	
		c. The teacher checking the students.					✓
		d. The teacher giving motivation.					✓
2.	Main Activity	a. The teacher reminds the material to be studied.				✓	
		b. The teacher gives an example of the material to be studied.					✓
		c. The teacher use storytelling-picture series techniques to do learning.					✓
		d. The teacher gives questions to students.					✓
		e. The teacher help students who have difficulty in learning.					✓
3.	Closing Activities	a. The teacher concludes with the students.					✓

		b. The teacher gives an overview of the material to be studied soon.				✓	
		c. The teacher asks the students representatives to close the lesson with a prayer.					✓

Melawi, October 21th 2022

Observer



Heni Hanifah, S.Pd

The precentage of students` involvement :

$$\frac{\text{Total Score}}{\text{Maximum Score}} \times 100\%$$

$$\frac{56}{75} \times 100\%$$

$$\frac{5600}{75}$$

$$= 74,66\%$$

Appendix 13

OBSERVATION CHECKLIST

(For Teacher)

Education Unit : SMPNegeri 03 Belimbing Hulu
 Subjects : English
 Class/semester : VII/2 (Genap)
 Subject Matter : Speaking
 Sub Material : Qualities of People
 Cycle / Meeting : 2/1
 Time : 09.00-10.00
 Day/Date : Friday, October 28th 2022
 Time Allocation : 1 X 60 minutes.

No	Aspect	Indicator	Rating				
			1	2	3	4	5
1.	Preliminary Activities	a. Teacher prepared the material well					✓
		b. The teacher asks the students representatives to prepare greeting before studying.					✓
		c. The teacher checking the students.					✓
		d. The teacher giving motivation.					✓
2.	Main Activity	a. The teacher reminds the material to be studied.					✓
		b. The teacher gives an example of the material to be studied.					✓
		c. The teacher use storytelling-picture techniques to do learning.					✓
		d. The teacher gives questions to students.				✓	
		e. The teacher help students who have diffuculty in learnig.				✓	
3.	Closing Activities	a. The teacher counludes with the students.					✓

		b. The teacher gives an overview of the material to be studied soon.				✓	
		c. The teacher asks the students representatives to close the lesson with a prayer.					✓

Melawi, October 28th 2022

Observer



Heni Hanifah, S.Pd

The percentage of students' involvement :

$$\frac{\text{Total Score}}{\text{Maximum Score}} \times 100\%$$

$$\frac{57}{75} \times 100\%$$

$$\frac{5700}{75}$$

$$= 76,00\%$$

Appendix 14

OBSERVATION CHECKLIST

(For Teacher)

Education Unit : SMPNegeri 03 Belimbing Hulu
 Subjects : English
 Class/semester : VII/2 (Genap)
 Subject Matter : Speaking
 Sub Material : Qualities of People
 Cycle / Meeting : 2/2
 Time : 09.35-10.35
 Day/Date : Monday, October 31th 2022
 Time Allocation : 1 X 60 minutes.

No	Aspect	Indicator	Rating				
			1	2	3	4	5
1.	Preliminary Activities	a. Teacher prepared the material well					✓
		b. The teacher asks the students representatives to prepare greeting before studying.					✓
		c. The teacher checking the students.				✓	
		d. The teacher giving motivation.					✓
2.	Main Activity	a. The teacher reminds the material to be studied.					✓
		b. The teacher gives an example of the material to be studied.					✓
		c. The teacher use storytelling-picture techniques to do learning.					✓
		d. The teacher gives questions to students.					✓
		e. The teacher help students who have diffuculty in learnig.					✓

3.	Closing Activities	a. The teacher counludes with the students.					✓
		b. The teacher gives an overview of the material to be studied soon.				✓	
		c. The teacher asks the students representatives to close the lesson with a prayer.					✓

Melawi, October 31th 2022

Observer



Heni Hanifah, S.Pd

The precentage of students` involvement :

$$\frac{\text{Total Score}}{\text{Maximum Score}} \times 100\%$$

$$\frac{60}{75} \times 100\%$$

$$\frac{6000}{75}$$

$$= 80,00\%$$

Appendix 15

TRANSCRIPTION OF INTERVIEW

(Students)

Interviewer : N.S.N
 Participant : C.
 Day/Date : Tuesday, November 4th 2022
 Time : 08.30 – 08.35

Question !

N.S.N : Did you have fun in learning the speaking in English?
 C : Yes, I did. I was happy to learn speaking.
 N.S.N : What was your problem in learning the speaking?
 C : I am afraid of being wrong when speaking English.
 N.S.N : Did you think the storytelling-picture can help you in learning speaking?
 C : Yes, I did.
 N.S.N : Could you follow the lesson by using storytelling-picture?
 C : Yes, I could.
 N.S.N : How enthusiastic are you in participating learning process?
 C : Very well followed.
 N.S.N : Did you understand the material that is delivered by using storytelling-picture?
 C : Yes, I did.
 N.S.N : Did you think the storytelling-picture can help you improve your comprehension and score in English?
 C : Of course, because this technique is very fun.

Appendix 16

TRANSCRIPTION OF INTERVIEW

(Students)

Interviewer : N.S.N

Participant : M.R

Day/Date : Tuesday, November 4th 2022

Time : 08.35 – 08.40

Question !

N.S.N : Did you have fun in learning the speaking in English?

M.R : Yes, I did. I really enjoy learning English using storytelling-picture

N.S.N : What was your problem in learning the speaking?

M.R : I don't know the English word that I want to say.

N.S.N : Did you think the storytelling-picture can help you in learning speaking?

M.R : Yes, I did.

N.S.N : Could you follow the lesson by using storytelling-picture?

M.R : Yes, I could.

N.S.N : How enthusiastic are you in participating learning process?

M.R : Very well followed.

N.S.N : Did you understand the material that is delivered by using storytelling-picture?

M.R : Yes, I did.

N.S.N : Did you think the storytelling-picture can help you improve your comprehension and score in English?

M.R : Of course, because this technique is very fun.

Appendix 17

TRANSCRIPTION OF INTERVIEW
(Students)

Interviewer : N.S.N
Participant : Z.
Day/Date : Tuesday, November 4th 2022
Time : 08.40 – 08.45

Question !

N.S.N : Did you have fun in learning the speaking in English?
Z. : Yes, I did. This learning is very fun.
N.S.N : What was your problem in learning the speaking?
Z. : I don't know the English word that I want to say.
N.S.N : Did you think the storytelling-picture can help you in learning speaking?
Z. : Yes, I did.
N.S.N : Could you follow the lesson by using storytelling-picture?
Z. : Yes, I could.
N.S.N : How enthusiastic are you in participating learning process?
Z. : Very well followed.
N.S.N : Did you understand the material that is delivered by using storytelling-picture?
Z. : Yes, I did.
N.S.N : Did you think the storytelling-picture can help you improve your comprehension and score in English?
Z. : Of course because this technique makes it easy for us to be able to talk.

Appendix 18

TRANSCRIPTION OF INTERVIEW

(Teacher)

Interviewer : Nurhanifah Sri Ningsih
 Teacher : Heni Hanifah, S.Pd
 Day/Date : Tuesday, November 4th 2022
 Time : 08.45-08.50

Question!

N.S.N : How enthusiastic are the students when learning English subject using the storytelling-picture technique?

H.N : Very enthusiastic, because this technique is very easy to get students to improve their speaking skills.

N.S.N :How are students activeness in speaking class?

H.N : In my opinion it was quite active, because there were several students who took part in the activity well.

N.S.N : How is the students fluency in speaking English?

H.N : Their English is not very fluent because they still find it difficult to pronounce English vocabulary.

N.S.N : How is the clarity of students' articulation in speaking English?

H.N : Already quite good in the articulation of their English pronunciation.

N.S.N :How is the students' courage in speaking using English during the teaching and learning process?

H.N : According to my observations, there are some students who are brave and there are some students who are still very afraid.

N.S.N : How enthusiastic are the students when teaching and learning process using storytelling-picture?

H.N : Very enthusiastic.

N.S.N : What do you think about storytelling-picture technique?

H.N : This technique is very unique, where students can improve their speaking skills by using the Storytelling-picture technique. This technique is very helpful for students in learning English, especially speaking.

Appendix 19

DOCUMENTATION

Picture 1. The implementation of storytelling-picture technique in cycle 1.



Picture 2. The researcher gives tests to students.



Picture 3. The researcher interviews a student.




Picture 4. The researcher interviewed a student.



Picture 5. The researcher interviewed an English teacher.

Appendix 20

Validation Sheest of Instrumentation of Data Collection

	PERKUMPULAN BADAN PENDIDIKAN KARYA BANGSA STKIP PERSADA KHATULISTIWA SINTANG SINTANG-KALIMANTAN BARAT <i>Jl. Pertamina Sengkuang Km.4, Kotak Pos 126, Telp. (0565)2022386, 2022387</i> <i>Email: stkippersada@gmail.com Website: www.persadakhatulistiwa.ac.id</i>		
	FORMULIR SURAT PERMOHONAN VALIDASI INSTRUMEN PENELITIAN TA		
Kode :	Edisi	Revisi	Tanggal Terbit
018FA3-1	1	1	1 Agustus 2021

Hal : Permohonan Validasi Instrumen TA
 Lampiran : 1 Bandel

Kepada Yth.
 Bapak/Ibu Henry Elisa, M.Pd
 Dosen Prodi Pendidikan Bahasa Inggris
 Di
 Tempat

Dengan Hormat,
 Sehubungan dengan pelaksanaan Tugas Akhir (TA), dengan ini saya:
 Nama : Nurhanifah Sri Ningsih
 NIM : 180207081
 Program Studi : Pendidikan Bahasa Inggris
 Judul TA : Teaching Speaking Through Storytelling-Picture Technique At Seventh
 Class In SMP Negeri 3 Belimbing Hulu

mohon Bapak/Ibu berkenan memberikan validasi terhadap instrumen penelitian TA yang telah saya susun. Sebagai bahan pertimbangan, bersama ini saya lampirkan ; (1) Proposal TA, (2) kisi-kisi instrumen penelitian TA, dan (3) draft instrumen penelitian TA.


Demikian permohonan saya, atas bantuan dan perhatian Bapak/Ibu diucapkan terima kasih.

Mengetahui,
 Kaprodi Pendidikan Bahasa Inggris


Sitono, M.Pd
 NIDN.1115028901

Sintang, 25 Oktober 2022
 Pemohon


Nurhanifah Sri Ningsih
 NIM.180207081

	PERKUMPULAN BADAN PENDIDIKAN KARYA BANGSA STKIP PERSADA KHATULISTIWA SINTANG SINTANG-KALIMANTAN BARAT <i>Jl. Pertamina Sengkuang Km.4, Kotak Pos 126, Telp. (0565)2022386, 2022387</i> <i>Email: stkippersada@gmail.com Website: www.persadakhatulistiwa.ac.id</i>		
	FORMULIR SURAT PERMOHONAN VALIDASI INSTRUMEN PENELITIAN TA		
	Kode : 019FA3-1	Edisi 1	Revisi 1

SURAT PERNYATAAN VALIDASI INSTRUMEN PENELITIAN TA

Saya yang bertanda tangan dibawah ini:

Nama : Henry Elisa, M.Pd
 NIDN : 1131018703
 Prodi : Pendidikan Bahasa Inggris

Menyatakan bahwa instrumen penelitian TA atas nama mahasiswa:

Nama : Nurhanifah Sri Ningsih
 NIM : 180207081
 Program Studi : Pendidikan Bahasa Inggris
 Judul TA : Teaching Speaking Through Storytelling-Picture Technique At Seventh Class In SMP Negeri 3 Belimbing Hulu

Setelah dilakukan kajian atas instrumen penelitian TA tersebut dapat dinyatakan:

<input checked="" type="checkbox"/>	Layak digunakan untuk penelitian
<input type="checkbox"/>	Layak digunakan dengan perbaikan
<input type="checkbox"/>	Tidak layak digunakan untuk penelitian yang bersangkutan

Dengan catatan dan saran/perbaikan sebagaimana terlampir.

Demikian agar dapat digunakan sebagaimana mestinya.

Sintang, 25 Oktober 2022

Validator



Henry Elisa, M.Pd
 NIDN. 1105108302

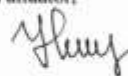
☐ Bertanda
 Catatan:

HASIL VALIDASI INSTRUMEN PENELITIAN TA

Nama Mahasiswa : Nurhanifah Sri Ningsih
 NIM : 180207081
 Judul TA : Teaching Speaking Through Storytelling-Picture Technique At
 Seventh Class In SMP Negeri 3 Belimbing Hulu

No.	Variable	Saran/Tanggapan
	Komentar Umum/Lain-lain:	

Sintang, 25 Oktober 2022
 Validator,



Henry Elisa, M.Pd
 NIDN. 1131018703

LAMPIRAN VALIDASI INSTRUMENT PENELITIAN TA

Nama Mahasiswa : Nurhanifah Sri Ningsih
 NIM : 180207081
 Judul TA : Teaching Speaking Through Storytelling-Picture Technique At Seventh Class In SMP Negeri 3 Belimbing Hulu

1. Observation Checklist

(For Students)

Education units : SMP Negeri 03 Belimbing Hulu
 Date and Time :
 Subjects : Qualities of People
 Class/semester : VII / 2 (Genap)
 Cycle : 1
 Time Allocation : 2 x 40 minutes

No.	Aspect	Indicator	Rating				
			1	2	3	4	5
1.	Preliminary activities	a. Students respond well to the greeting given by the teacher					
		b. The students pray before they start the lesson.					
		c. The students give respond well to the absent check.					
		d. The students pay attention on the teaching, motivation, and topic.					
2.	Main Activity	a. Students pay attention to the teacher when explaining the material.					
		b. Students listen to the material well.					
		c. The teacher gives the material by using storytelling-picture technique in the class.					
		d. Students can understand the material that has been presented.					
3.	Closing activities	a. Students express their opinions after participating in the learning process at this meeting					

		b. students and teacher draw conclusions.						
		c. Students listen carefully to the learning activities for the next meeting						
		d. The students pray before they end the lesson.						
		e. Students answer the teacher's greetings.						

The percentage of students' involvement: $\frac{\text{total score}}{\text{maximum score}} \times 100\%$

Scale:

1. = No student does the activities
2. = Only few students do the activities (1 – 3)
3. = Half of students do the activities (4 – 7)
4. = Most of students do the activities (8 – 14)
5. = All students do the activities (15 – 17)

Sintang, 25 Oktober 2022
Validator



Henry Elisa, M.Pd.
NIDN. 1131018703

2. Observation Checklist

(For Teacher)

Education Unit : SMP Negeri 03 Belimbing Hulu

Subjects : English

Class/semester : VII/2 (Genap)

Subject Matter : Qualities of People

Sub Material :

Time Allocation: 2 X 40 minutes.

No	Aspect	Indicator	Rating				
			1	2	3	4	5
1.	Preliminary Activities	a. The teacher greets the students.					
		b. The teacher asks the students to pray before they start the lesson.					
		c. The teacher checks the students' attendance.					
		d. The teacher gives a motivation to the studentss contextually based on the benefit of learning activity which it relates to the subject matter.					
2.	Main Activity	a. The teacher reminds the material that will be given.					
		b. The teacher explain material.					
		c. The teacher use storytelling-picture techniques in learning process.					
		d. The teacher gives tasks to the students.					
		e. Teacher helps students who have diffuculty in learning process.					
3.	Closing	a. The teacher make a conclusion.					

	Activities	b. The teacher gives an overview of the material to be studied soon.						
		c. The teacher invites the students to pray before the lesson end.						

The percentage of students' involvement: $\frac{\text{total score}}{\text{maximum score}} \times 100\%$

Scale:

1. = No student does the activities
2. = Only few students do the activities (1 – 3)
3. = Half of students do the activities (4 – 7)
4. = Most of students do the activities (8 – 14)
5. = All students do the activities (15 – 17)

Sintang, 25 Oktober 2022

Validator



Henry Elisa, M.Pd.

NIDN. 1131018703

3. Interview Guideline

(For Students)

Name :

Date and Time :

No	Question	Answer
1	Did you have fun in learning the speaking in English?	
2	What was your problem in learning the speaking?	
3	Did you think the storytelling-picture can help you in learning speaking?	
4	Could you follow the lesson by using storytelling-picture?	
5	How enthusiastic are you in participating learning process?	
6	Did you understand the material that is delivered by using storytelling-picture?	
7	Did you think the storytelling-picture can help you improve your comprehension and score in English?	

Sintang, 25 Oktober 2022

Validator



Henry Elisa, M.Pd.

NIDN. 1131018703

4. Interview Guideline

(For Teacher)

Name :

Date and Time :

No	Question	Answer
1	How enthusiastic are the students when learning English subject using the storytelling-picture technique?	
2	How are students active in speaking class?	
3	How is the students fluency in speaking English?	
4	How is the clarity of students' articulation in speaking English?	
5	How is the students' courage in speaking using English during the teaching and learning process?	
6	How enthusiastic are the students when teaching and learning process using storytelling-picture?	
7	What do you think about storytelling-picture technique?	

Sintang, 25 Oktober 2022

Validator



Henry Elisa, M.Pd.

NIDN. 1131018703

5. Field Notes

Date and time :
 Educatin units : SMP Negeri 03 Belimbing Hulu
 Class / semester : VII/ganjil
 Topic : Qualities of People.
 Cycle : 1
 Time Alloction : 2 X 40 minutes
 Basic Competencies : Speaking Telling About People

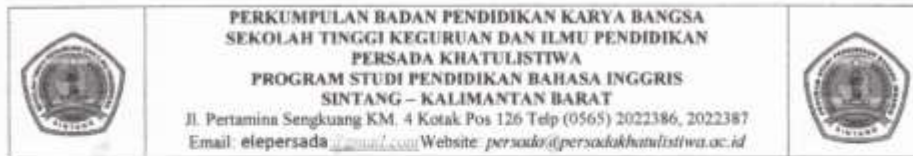
No	Description

Sintang, 25 Oktober 2022

Validator



Henry Elisa, M.Pd.
 NIDN. 1131018703



Nomor : 203/B-6/G1/I/2023
Lampiran : 1 (satu) lembar
Perihal : Izin Penelitian

Kepada

Yth. Kepala SMP Negeri 3 Belimbing

Di Tempat

Dengan hormat,

Berknuan dengan tugas akhir mahasiswa atau skripsi, kami mohon kepada Bapak/Ibu untuk memberikan izin kepada mahasiswa kami:

Nama : Nurhanifah Sri Ningsih

NIM : 180207081

Jurusan : Pendidikan Bahasa dan Seni

Program Studi : Pendidikan Bahasa Inggris

Untuk melakukan penelitian di sekolah yang Bapak/ Ibu pimpin dengan judul:

"Teaching Speaking Through Storytelling- Picture Technique at Seventh Class in SMP Negeri 3 Belimbing Hulu ". Adapun tanggal dan waktu penelitian sepenuhnya adalah hasil koordinasi kedua belah pihak.

Demikian surat permohonan ini kami sampaikan, atas perhatian dan kerjasamanya kami ucapkan terima kasih.

Sintang, 26 Januari 2023

Mengetahui
 Ketua STKIP Persada Khatulistiwa

Didin Syafruddin, S.P., M.Si
 NIDN.1102066603

Kepala Prodi PBI

Sjono, M.Pd.
 NIDN.1115028901

Appendix 21

BIOGRAPHY

Nurhanifah Sri Ningsih is the writer of this thesis. The writer was born in Pemuar on May 28th 2000. The write is known as the youngest child from the couple of Firdaus and Dahniarti. The writer is the youngest of four siblings and has two eldest sisters that name Nurul Ferauwati and Nurhasanah, one younger brother that name Nuril Firnanda.

The writer is know as the person who received her first education in 2006 at SD 01 Sungai Raya Kepulauan and graduated in 2012. After the writer has finished her education in primary school, the writer registered at SMP Negri 03 Sungai Raya Kepulauan in 2012 and finished her study 2015. In the same year, the writer entered senior high school by registering at MAN Putussibau and was declared a graduate in 2018. Furthermore, the writer decided to countinue his education in the world of college by registering at STKIP Persada Khatulistiwa in 2018 and chose to expand her skill by selecting an English Language Education study program as her first major. After the writer had studied for almost fours years at STKIP Persada Khatulistiwa, the writer was declared to finish her study in 2022.

This thesis is her final result of her writing which is expected to be useful for many people both fot teacher, lectures, and students from various circles and fields.