

Appendix 1

LESSON PLAN

SCHOOL : SMA Negeri 1 Ketungau Tengah
 SUBJECT : English
 CLASS/ SEMESTER : X/2
 TOPIC : Expression of Congratulation
 SKILL : Speaking
 TIME ALLOTMENT : 6 X 40 Menit
 CYCLE : 1

A. Core Competencies (KI)

1. Appreciate and practice the teachings of the religion he adheres to.
2. Live and practice honest, disciplined, responsible, caring behavior (mutual assistance, cooperation, tolerance, peace), polite, responsive and pro-active and show attitude as part of the solution to various problems in interacting effectively with the social and natural environment as well as in placing oneself as a reflection of the nation in world relations.
3. Understand, apply, analyze factual, conceptual, procedural knowledge based on their curiosity about science, technology, art, culture, and humanities with insight into humanity, nationality, state, and civilization related to the causes of phenomena and events, and apply procedural knowledge to specific field of study according to their talents and interests to solve problems.

4. Processing, reasoning, and presenting in the concrete and abstract realms related to the development of what they learn in school independently, and being able to use methods according to scientific rules.

B. Basic Competencies and Competency Achievement Indicators

KI	Basic competencies	Competency Achievement Indicators
1	1.1 Grateful for the opportunity to learn English as the language of instruction for international communication embodied in the spirit of learning	1.1.1 Have gratitude with there is an opportunity to learn English. 2.3.1 Responsible in complete the task group. 2.3.2 Showing care to others by saying safe. 2.3.3 Cooperating in discussions group.
2	2.3 Demonstrate responsible, caring, cooperative, and peace-loving behavior in carry out functional communication.	2.3.4 Showing love for peace by congratulating others.
3	3.2.Applying social functions, text structure, and linguistic elements of interaction text oral and written interpersonal involves the act of giving congratulation and praise winged (extended), and respond to it, according to the context of its use.	3.2.1 Define social and function congratulatory text structure. 3.2.2 Analyzing linguistic elements what is needed in speech text safe 3.2.3 Distinguishing social functions, the structure and linguistic elements of the text Congratulations.

4	4.2.1 Compose simple oral and written interpersonal interaction texts that involve the act of congratulating and praising wings (extended), and responding to them by paying attention to social functions, text structure, and elements correct language and appropriate context.	4.2.1 Presenting the dialogue give congratulations. 4.2.2 Make a congratulatory card. 4.2.3 Presenting ways make greeting cards
---	--	---

C. Learning Objectives

1. After observing the learning video, students can determine the social function and structure of the congratulatory text
2. After studying the material at Quipper School students can analyze the elements language in the congratulatory text
3. After studying various congratulatory texts, students can distinguish social functions, structures and linguistic elements of congratulatory texts
4. After watching the learning video about congratulations, students can present a dialogue thanking congratulation
5. After watching the learning video about making greeting cards students can make greeting cards
6. After making a congratulation card, students can present how to make a congratulation card

D. Learning Materials

Social function

- Maintain interpersonal relationships with teachers, friends and others.

linguistic elements

- Correct and correct spelling and writing of words
- Speech, word stress, intonation

Let's read the following dialogue, illustrating the above situation when a student wants to congratulate his friend after winning a badminton match :

Galuh : "Hi Rudy, how are you?"

Rudy : "Hi, I am fine thank you. How is everything with you?"

Galuh : "I am great. I heard you won a badminton competition yesterday."

Rudy : "Yes, I won the first place in the competition."

Galuh : "Gee, ... Well done! Congratulation!"

Rudy : "Thank you very much. I was just lucky to win the competition."

Galuh : "No, you deserved it. You are a very talented badminton player."

Rudy : "That is very nice of you saying that, I really appreciate it."

The dialog above shows us how to congratulate someone. The expression is:

"Well done! Congratulation!"

The accepted common response is:

"Thank you very much."

Here are some expressions of congratulations:

CONGRATULATING EXPRESSIONS

- * I'd be the first to congratulate you on....
- * I'd like to congratulate you on.....
- * Please accept my warmest congratulations.
- * May I congratulate you on...
- * I must congratulate you.

* It was great to hear about...

* Congratulations!

* Congratulations on....!

* Well done! / Fantastic!

E. Approaches and Methods of Learning

1. Approach : Cooperative
2. Method : Question and Answer, Role playing, Discussion
3. Technique : Jigsaw

F. Sources, Tools and Learning Material

Get Along with English for Vocational High School Grade X, Practise your English Competence Kelas 1, video about congratulation

G. Meeting 1

Steps of Activities

1. Pre Activities : 5 minutes

Greeting

- a). Good morning students
- b). How are you today?

2. Main activities : 70 minutes

Exploration

- a. Students listen to the subject matter
- b. Students are paying close attention to the one of the videos on “congratulation”
- c. Students are asked to answer some questions by the video

Elaboration

- a. Teacher shows another video on congratulation
- b. Students pay close attention to the video
- c. Teacher explains the procedure congratulation
- d. Students are asked to pair up
- e. Each pair is given the topic of congratulation
- f. Each group is given the same time to discuss in pair
- g. Students are guided in the discussion

- h. Representatives of the group is asked to practice the result of the discussion
- i. After the representatives of group is completed, teacher and students discuss the difficulties experienced by the students mainly related to the use of language grammar and vocabulary.

Confirmation

- j. Teacher and students conclude the discussion

3. Closing activities = 5 minutes

Teacher and students conclude the lesson

H. Learning Material

- 1. Video on congratulation
- 2. Procedure of congratulation

I. Meeting 2

Step of Activities

1. Pre Activities : 5 minutes

Greeting

- a). Good morning students
- b). How are you today?

2. Main activities : 70 menit

Exploration

- a. Students look for the expressions and respond related to congratulation
- b. The students practice how to pronounce vocabularies related to the topic

Elaborasi

- c. Teacher asks for the students to check the result of the discussion at the previous meeting
- d. Each group practice the role play of congratulation, and the teacher makes a note about the students' mistake and difficulties.

- e. After role play in group are completed, teacher and students discuss the difficulties experienced by the students mainly related to the use of language grammar and vocabulary.
- f. Students are asked to dig more on vocabularies, phrase or expression related to the congratulation.

Confirmation

- g. Teacher and students discuss the problem of students may face on congratulation

3. Closing Activities : 5 minutes

- h. Teacher conclude the lesson

J. Meeting 3

Congratulation istrument for assessment

Instruction:

- A. Buatlah percakapan dengan tema congratulation berdasarkan judul dibawah ini:

- 1. Someones Birthday
- 2. Someones Wedding
- 3. Chrismas Day
- 4. New Year
- 5. Anniversarry

K. Assessment

The process of Assessment using Speaking Rubric

Aspects	Score	Criteria	Indicator
Pronunciation and Intonation	1	Poor	Makes frequent problems with pronunciation an intonation
	2	Fair	Pronunciation and intonation are somentimes not clear or accurate
	3	Good	Pronunciation and intonation are clear or accurate

	4	Excellent	Pronunciation and intonation are almost always clear or accurate
Fluency	1	Poor	Hesitates too often when speaking, which interferes the communication
	2	Fair	Speaks with some hesitation, which often interferes the communication
	3	Good	Speaks with some hesitation, which seldom interferes the communication
	4	Excellent	Speaks smoothly, with little hesitation that does not interfere the communication
Accuracy	1	Poor	Uses basic structures and makes frequent errors
	2	Fair	Uses a variety of structures with frequent errors, or uses basic structures occasionally
	3	Good	Uses a variety of grammatical structures, but makes some errors
	4	Excellent	Uses a variety of structures with only occasional grammatical errors
Vocabulary	1	Poor	Uses only basic vocabulary and expressions
	2	Fair	Uses limited vocabulary and expressions
	3	Good	Uses a variety of vocabulary and expressions, but makes some errors in the word choice
	4	Excellent	Uses a variety of vocabulary and

			expressions and almost never makes some errors in the word choice
--	--	--	---

The speaking test will be analyzed using the criteria in speaking rubric. The individual score will be computed using the formula below:

$$S = \frac{\text{Student total score}}{\text{Maximum score}} \times 100$$

Sintang, 12 January 2022

English Teacher,

Bernike Adriana Apridwino, S.Pd.

Appendix 2

Give a tick (✓) for the following aspects!

Observation Checklist for Students

Cycle : 1

Time : 2 x

40 minutes

Day/Date : Monday ,10 Januari 2022

Observer: Bernike A.A,

S.Pd

Meeting : 1

No	Observational Aspects	SD	DA	A	SA
1	The students pay attention to the video on congratulation			✓	
2	The student are active to answer the question from teacher		✓		
3	Students pay attention to the teacher explanation of congratulation			✓	
4	The students are enthusiastic in learning Speaking through jigsaw		✓		
5	The students are motivated in following the activities through jigsaw			✓	
6	The student can work in group			✓	
7	Students practisise the result of the discussion seriously			✓	
8	The students can model jigsaw technique based on the given topic.			✓	
9	The students are engaged in the discusion related to their problem			✓	
10	The students ask for their difficulties during the group discussion.			✓	

$$\text{Mean score} = \frac{\text{Total score obtained}}{\text{Maximum score}} \times 100 =$$

Notes:

SD : Strongly Disagree (1)

DA : Disagree (2)

A : Agree (3)

SA : Strongly Agree (4)

Sintang, 10 January 2022

Observer

Bernike Adriana Apridwino S.Pd

Appendix 3

Give a tick (✓) for the following aspects!

Observation Checklist for Students

Cycle : 1

Time : 2 x

40 minutes

Day/Date : Tuesday, 11 January 2022

Observer: Bernike A.A,

S.Pd

Meeting : 2

No	Observational Aspects	SD	DA	A	SA
1	The students are enthusiastic to practise the pronunciation			✓	
2	The students are enthusiastic in learning Speaking through jigsaw			✓	
3	The students are engaged in the discussion			✓	
4	All students perform the role - play of congratulation asked by teacher			✓	
5	The students perform the congratulation seriously			✓	
6	The students can model jigsaw technique based on the given topic.			✓	
7	The students are engaged actively in the discussion			✓	
8	The students still lack of vocabulary and grammar			✓	
9	The students are enthusiastic to find the vocabularies related to congratulation			✓	
10	The students can use English in congratulation performance			✓	

$$\text{Mean score} = \frac{\text{Total score obtained}}{\text{maximum score}} \times 100 =$$

Notes:

SD : Strongly Disagree (1)

DA : Disagree (2)

A : Agree (3)

SA : Strongly Agree (4)

Sintang, 11 January 2022

Observer

Bernike Adriana Apridwino, S.Pd

Appendix 4**FIELD NOTES**

Day/Date : January, 10 2022
 School : SMA NEGERI 01 KETUNGAU TENGAH
 Grade/Semester : 10/ 2
 Subject/Topics : CONGRATULATION
 Basic competence : SPEAKING
 Cycle/Meeting : 1/ 1
 Time Allotment : 2X40 minutes

No	Note
	<ol style="list-style-type: none"> 1. The students were serious to listen the teacher's explanation 2. Nobody disturb their friends during the teacher explains the material 3. The students watch the video seriously 4. The teacher did not teach the students how to pronounce the words detailed 5. The students still looked afraid of wrong pronunciation.

Sintang, 10 January 2022

Observer

(Bernike Adriana Apriddwino, S.Pd)

Appendix 5**FIELD NOTES**

Day/Date : January, 12 2022
 School : SMA NEGERI 01 KETUNGAU TENGAH
 Grade/Semester : 10/ 2
 Subject/Topics : CONGRATULATION
 Basic competence : SPEAKING
 Cycle/Meeting : 1/ 2
 Time Allotment : 2X40 minutes

No	Note
	<ol style="list-style-type: none"> 1. The students pronunciation need to be retained 2. It was not enough for the teacher to only model how Jigsaw was. 3. Some students were passive in the discussion. Sometimes, they did not speak English They just wrote down the words they wanted to say. 4. From the students' performance, there were many weaknesses and shortages.

Sintang, 11 January 2022

Observer

(Bernike Adriana Apridwino, S.Pd)

Appendix 6

Cycle : 1

Date : Saturday, 15 January

Time : 08.00 – 08.10

Researcher : Ruslin

Participant : Ayen Genifa

Questions for Interview

1. What is your opinion when studying speaking all this time?

Student : My opinion is that it is fun because there are learning techniques that we have never tried.

2. What do you think about learning speaking using the jigsaw technique?

Student : in my opinion it is very easy to learn to speak because here we study in groups.

3. Do you like the activities of learning speaking through jigsaw technique?

Student : yes, I like it because we can study together.

4. Do you feel fun and enjoy during the teaching learning process through jigsaw?

Student : yes, I am very happy.

5. Do you feel that the jigsaw technique can help you to improve speaking skills?

Student : yes jigsaw technique can improve speaking ability.

6. Do you feel that jigsaw technique can increase your score?

Student : yes sara sense can increase my score

7. How can jigsaw help you learn speaking so far?

Student : the jigsaw technique has helped me so far from a group study point of view it is very easy to learn to speak in my opinion.

8. What do you think, did the jigsaw technique is the best technique that can help you in improving your speaking skill?

Student : yes, I think the jigsaw technique is the best in improving speaking skills.

Appendix 7

Class : X IPS 3
Cycle : 1
Date/Day : Monday, 10 January 2022

NO	NAME	STUDENTS' SCORE																TOTAL SCORE	TOTAL SCORE
		PRONUNCIATION				FLUENCY				ACCUARACY				VOCABULARY					
		1	2	3	4	1	2	3	4	1	2	3	4	1	2	3	4		
1	Anastasia Ayang			3				3				3			2			11	64,7
2	Andrias Parius			3				3				3					4	13	76,47
3	Ardi		2					3				3				3		11	64,7
4	Ayen Genifa				4			3				3				3		13	76,47
5	Dina Lastarina			3					4			3					4	13	76,47
6	Dionisia Martuti			3				3					4			3		13	76,47
7	Florensia				4			3				3				3		13	76,47
8	Frendi Alprisa				4			3				3				3		13	76,47
9	Geo				4				4			3			2			13	76,47
10	Hendri Rupianto			3				3				3			2			11	64,7
11	hHendrianus Aboi				4			3				3				3		13	76,47
12	Irayanti			3			2				2						4	11	64,7
13	Irpan			3					4			3				3		13	76,47
14	Jeki Fong			3					4			3				3		13	76,47
15	Jeri		2						4			3				3		12	70,5
16	Kerestia			3				3				3					4	13	76,47
17	Laras Narpiyanti				4			3				3				3		13	76,47
18	Nawai		2					3			2					3		10	58,82
19	Selvia			3				3					4			3		13	76,47
20	Septeriana				4			3				3				3		13	76,47
21	Tio Anggara			3				3					4			3		13	76,47
22	Yohana Rastituta				4			3				3				3		13	76,47
23	Yustinus Ardi			3				3				3					4	13	76,47
SUM		74				74				70				71					1.676
MEAN SCORE																			72,86
PERCENTTAGE OF PASSING SCORE																			43,47%

Skill : Speaking

Appendix 8

Reflection Result of the first cycle

Problem and solution map for the 1st Cycle

Number	Problems	Solutions
1.	The students still looked afraid of wrong pronunciation when they speaking	The teacher should teach how to pronounce well.
2.	The student had not played roles as exact congratulation.	The teacher should guide the students to role the exact congratulation
3.	The students encountered some unfamiliar words that made them difficult to pronounce.	The teacher should introduce the unfamiliar words.
4.	There were some students who were still busy with their-own business. They did not concern with the lesson and also discussion	The teacher should guide the students during the class and tried to tell them to involve in discussion.
5.	Only 10 students who passed the standard minimum score; with the mean score 72,86, and the percentage of the passing grade was 43,47	The teacher needed to increase the score in the 2 nd cycle by improving the teaching learning process.
6.	The students were passive in the discussion; even they did not speak while discussion. They just wrote the discussion in the sheets	The teacher has to motivate the students to speak in the discussion. The teacher persuaded them to speak English by speaking English, too
7.	The students were difficult to begin the speaking	The teacher has to guide the students to start the speaking.

Appendix 9

LESSON PLAN

SCHOOL : SMA Negeri 01 Ketungau Tengah
 SUBJECT : English
 CLASS/ SEMESTER : X/2
 TOPIC : Expression of Congratulation
 SKILL : Speaking
 TIME ALLOTMENT : 4 X 40 Menit
 CYCLE : 2

A. Core Competencies (KI)

1. Appreciate and practice the teachings of the religion he adheres to.
2. Live and practice honest, disciplined, responsible, caring behavior (mutual assistance, cooperation, tolerance, peace), polite, responsive and pro-active and show attitude as part of the solution to various problems in interacting effectively with the social and natural environment as well as in placing oneself as a reflection of the nation in world relations.
3. Understand, apply, analyze factual, conceptual, procedural knowledge based on their curiosity about science, technology, art, culture, and humanities with insight into humanity, nationality, state, and civilization related to the causes of phenomena and events, and apply procedural knowledge to specific field of study according to their talents and interests to solve problems.

4. Processing, reasoning, and presenting in the concrete and abstract realms related to the development of what they learn in school independently, and being able to use methods according to scientific rules.

B. Basic Competencies and Competency Achievement Indicators

KI	Basic competencies	Competency Achievement Indicators
1	1.1 Grateful for the opportunity to learn English as the language of instruction for international communication embodied in the spirit of learning	1.1.1 Have gratitude with there is an opportunity to learn English. 2.3.1 Responsible in complete the task group. 2.3.2 Showing care to others by saying safe. 2.3.3 Cooperating in discussions group.
2	2.3 Demonstrate responsible, caring, cooperative, and peace-loving behavior in carry out functional communication.	2.3.4 Showing love for peace by congratulating others.
3	3.2.Applying social functions, text structure, and linguistic elements of interaction text oral and written interpersonal involves the act of giving congratulation and praise winged (extended), and respond to it, according to the context of its use.	3.2.1 Define social and function congratulatory text structure. 3.2.2 Analyzing linguistic elements what is needed in speech text safe 3.2.3 Distinguishing social functions, the structure and linguistic elements of the text Congratulations.

4	4.2.1 Compose simple oral and written interpersonal interaction texts that involve the act of congratulating and praising wings (extended), and responding to them by paying attention to social functions, text structure, and elements correct language and appropriate context.	4.2.1 Presenting the dialogue give congratulations. 4.2.2 Make a congratulatory card. 4.2.3 Presenting ways make greeting cards
---	--	---

C. Learning Objectives

1. After observing the learning video, students can determine the social function and structure of the congratulatory text
2. After studying the material at Quipper School students can analyze the elements language in the congratulatory text
3. After studying various congratulatory texts, students can distinguish social functions, structures and linguistic elements of congratulatory texts
4. After watching the learning video about congratulations, students can present a dialogue thanking congratulation
5. After watching the learning video about making greeting cards students can make greeting cards
6. After making a congratulation card, students can present how to make a congratulation card

D. Learning Materials

Social function

- Maintain interpersonal relationships with teachers, friends and others.

linguistic elements

- Correct and correct spelling and writing of words
- Speech, word stress, intonation

Let's read the following dialogue, illustrating the above situation when a student wants to congratulate his friend after winning a badminton match :

Galuh : "Hi Rudy, how are you?"

Rudy : "Hi, I am fine thank you. How is everything with you?"

Galuh : "I am great. I heard you won a badminton competition yesterday."

Rudy : "Yes, I won the first place in the competition."

Galuh : "Gee, ... Well done! Congratulation!"

Rudy : "Thank you very much. I was just lucky to win the competition."

Galuh : "No, you deserved it. You are a very talented badminton player."

Rudy : "That is very nice of you saying that, I really appreciate it."

The dialog above shows us how to congratulate someone. The expression is:

"Well done! Congratulation!"

The accepted common response is:

"Thank you very much."

Here are some expressions of congratulations:

CONGRATULATING EXPRESSIONS

- * I'd be the first to congratulate you on....
- * I'd like to congratulate you on.....
- * Please accept my warmest congratulations.
- * May I congratulate you on...
- * I must congratulate you.

* It was great to hear about...

* Congratulations!

* Congratulations on....!

* Well done! / Fantastic!

E. Approaches and Methods of Learning

4. Approach : Cooperative

5. Method : Question and Answer, Role playing, Discussion

6. Technique : Jigsaw

F. Sources, Tools and Learning Material

Get Along with English for Vocational High School Grade X, Practise your English Competence Kelas 1, video about congratulation

G. Meeting 1

Steps of Activities

1. Pre Activities : 5 minutes

Greeting

a). Good morning students

b). How are you today?

2. Main activities : 70 minutes

Exploration

d. Students listen to the subject matter

e. Students are paying close attention to the one of the videos on “congratulation”

f. Students are asked to answer some questions by the video

Elaboration

k. Teacher shows another video on congratulation

l. Students pay close attention to the video

m. Teacher explains the procedure congratulation

n. Students are asked to pair up

o. Each pair is given the topic of congratulation

p. Each group is given the same time to discuss in pair

q. Students are guided in the discussion

- r. Representatives of the group is asked to practice the result of the discussion
- s. After the representatives of group is completed, teacher and students discuss the difficulties experienced by the students mainly related to the use of language grammar and vocabulary.

Confirmation

- t. Teacher and students conclude the discussion

3. Closing activities = 5 minutes

Teacher and students conclude the lesson

H. Learning Material

- 1. Video on congratulation
- 2. Procedure of congratulation

I. Meeting 2

Congratulation istrument for assessment

Instruction:

- A. Buatlah percakapan dengan tema congratulation berdasarkan judul dibawah ini:

- 6. Someones Birthday
- 7. Someones Wedding
- 8. Chrismas Day
- 9. New Year
- 10. Anniversarry

J. Assessment

The process of Assessment using Speaking Rubric

Aspects	Score	Criteria	Indicator
Pronunciation and Intonation	1	Poor	Makes frequent problems with pronunciation an intonation
	2	Fair	Pronunciation and intonation are

			sometimes not clear or accurate
	3	Good	Pronunciation and intonation are clear or accurate
	4	Excellent	Pronunciation and intonation are almost always clear or accurate
Fluency	1	Poor	Hesitates too often when speaking, which interferes the communication
	2	Fair	Speaks with some hesitation, which often interferes the communication
	3	Good	Speaks with some hesitation, which seldom interferes the communication
	4	Excellent	Speaks smoothly, with little hesitation that does not interfere the communication
Accuracy	1	Poor	Uses basic structures and makes frequent errors
	2	Fair	Uses a variety of structures with frequent errors, or uses basic structures occasionally
	3	Good	Uses a variety of grammatical structures, but makes some errors
	4	Excellent	Uses a variety of structures with only occasional grammatical errors
Vocabulary	1	Poor	Uses only basic vocabulary and expressions
	2	Fair	Uses limited vocabulary and expressions
	3	Good	Uses a variety of vocabulary and

			expressions, but makes some errors in the word choice
	4	Excellent	Uses a variety of vocabulary and expressions and almost never makes some errors in the word choice

The speaking test will be analyzed using the criteria in speaking rubric. The individual score will be computed using the formula below:

$$S = \frac{\text{Student total score}}{\text{Maximum score}} \times 100$$

Sintang, 12 January 2022

English Teacher,

Bernike Adriana Apridwino, S.Pd.

Appendix 10

Give a tick (✓) for the following aspects!

Observation Checklist for Students

Cycle : 2

Time : 2 x

40 minutes

Day/Date : Monday, 17 January 2022

Observer: Bernike A.A,

S.Pd

Meeting : 1

No	Observational Aspects	SD	DA	A	SA
1	The students pay attention to the video on congratulation				✓
2	The student are active to answer the question from teacher			✓	
3	Students pay attention to the teacher explanation of congratulation				✓
4	The students are enthusiastic to practise the pronunciation				✓
5	The students are enthusiastic in learning Speaking through jigsaw				✓
6	The students are motivated in following the activities through jigsaw				✓
7	The student are active in the group discussion			✓	
8	Students practise the result of the discussion seriously				✓
9	The students are ensthusiastic to perform infront of the class				✓
10	The students ask the difficulty during the group discussion.				✓

Mean score = $\frac{\text{Total score obtained}}{\text{maximum score}} \times 100 =$

Notes:

SD : Strongly Disagree (1)

DA : Disagree (2)

A : Agree (3)

SA : Strongly Agree (4)

Sintang, 17 January 2022

Observer

Bernika Adriana Apridwino, S.Pd

Appendix 11

Give a tick (✓) for the following aspects!

Observation Checklist for Students

Cycle : 1

Time : 2 x

40 minutes

Day/Date : Monday, 17 January 2022

Observer: Bernike A.A,

S.Pd

Meeting : 2

No	Observational Aspects	SD	DA	A	SA
1	The students are enthusistic to perform their congratulation				✓
2	The students are confident to speaking english				✓
3	The students are enjoy with their performance				✓
4	The students speak english fluently				✓
5	The student speak in good grammar				✓
6	The students can model jigsaw tehnikue on congratulation				✓
7	Students' pronunciations are better than before			✓	

$$\text{Mean score} = \frac{\text{Total score obtained}}{\text{maximum score}} \times 100 =$$

Notes:

SD : Strongly Disagree (1)

Sintang, 17 January 2022

DA : Disagree (2)

Observer

A : Agree (3)

SA : Strongly Agree (4)

Bernike Adriana Apridwino, S.Pd

Appendix 12**FIELD NOTES**

Day/Date : January, 17 2022
 School : SMA NEGERI 01 KETUNGAU TENGAH
 Grade/Semester : 10/ 2
 Subject/Topics : CONGRATULATION
 Basic competence : SPEAKING
 Cycle/Meeting : 2/ 1
 Time Allotment : 2X40 minutes

No	Note
	<ol style="list-style-type: none"> 1. The students were enthusiastic to follow the teaching learning process 2. Students were serious to learn about pronunciation 3. The researcher had triggered the students very well. This was better than the first cycle. However, the researcher could prepared more interesting and tricky questions, so that the students could be more triggered later. 4. The students are enthusiastic to follow the teaching learning process and they were also serious to learn about pronunciation. 5. The students were serious in the discussion, sometimes they asked the teacher if they found any difficulties. 6. The teacher spoke English more than the first cycle during the teaching - learning process, and the students as well.

Sintang, 17 January 2022

Observer

(Bernike Adriana Apridwino, S.Pd)

Appendix 13**FIELD NOTES**

Day/Date : January, 17 2022
 School : SMA NEGERI 01 KETUNGAU TENGAH
 Grade/Semester : 10/ 2
 Subject/Topics : CONGRATULATION
 Basic competence : SPEAKING
 Cycle/Meeting : 2/ 2
 Time Allotment : 2X40 minutes

No	Note
	<ol style="list-style-type: none"> 1. Students' pronunciation and grammar were good 2. The teacher was calm in delivering the material. 3. The students' performance was better than the first cycle. The students were more active from the pre-activity to the post activity. There was no more student busy with their own business; all of them focused on the activity. 4. Both teacher and the students have done better than the previous cycle 5. Jigsaw technique was successful to improve teaching speaking.

Sintang, 17 January 2022

Observer

(Bernike Adriana Apridwino, S.Pd)

Appendix 14

Cycle : 2

Date : Saturday, 15 January

Time : 08.45 – 08.55

Researcher : Ruslin

Participant : Jeki Fong

Questions for Interview

1. What is your opinion when studying speaking all this time?

Student: I think it's very, very fun

2. What do you think about learning speaking using the jigsaw technique?

Student : I think it is very good for learning speaking

3. Do you like the activities of learning speaking through jigsaw technique?

Student : yes I like

4. Do you feel fun and enjoy during the teaching learning process through jigsaw?

Student : yes I think it's very fun

5. Do you feel that the jigsaw technique can help you to improve speaking skills?

Student : I think I can

6. Do you feel that jigsaw technique can increase your score?

Student : yes it is possible to increase my score

7. How can jigsaw help you learn speaking so far?

Student : Jigsaw can help me learn speaking

8. What do you think, did the jigsaw technique is the best technique that can help you in improving your speaking skill?

Student : I think this technique is the best

Appendix 15

Class : X IPS 3
Cycle : 2
Date/Day : Monday, 17 January 2022
Skill : Speaking

NO	STUDENTS NAME	STUDENTS' SCORE																TOTAL SCORE	TOTAL SCORE	
		PRONUNCIATION				FLUENCY				ACCUARACY				VOCABULARY						
		1	2	3	4	1	2	3	4	1	2	3	4	1	2	3	4			
1	Anastasia Ayang				40			30					40				40	150	83,33	
2	Andrias Parius			30				30					30				30	120	70,5	
3	Ardi				40				40					40			30	150	83,33	
4	Ayen Genifa				40				40				30					40	150	83,33
5	Dina Lastarina				40				40					40			30	150	83,33	
6	Dionisia Martuti			30					40					40				40	150	83,33
7	Florensia			30				30					30				30	120	70,5	
8	Frendi Alprisa				40				30					40				40	150	83,33
9	Geo				40				40				30					40	150	83,33
10	Hendri Rupianto			30				30					30				30	120	70,5	
11	Hendrianus Aboi				40				40					40			30	150	83,33	
12	Irayanti				40				40					40			30	150	83,33	
13	Irpan			30				30					30				30	120	70,5	
14	Jeki Fong				40			30						40				40	150	83,33
15	Jeri				40				40					40			30	150	83,33	
16	Kerestia				40				40				30					40	150	83,33
17	Laras Narpiyanti			30					40					40				40	150	83,33
18	Nawai				40				40					40			30	150	83,33	
19	Selvia				40			30						40				40	150	83,33
20	Septeriana			30				30					30				30	120	70,5	
21	Tio Anggara				40				40					40			30	150	83,33	
22	Yohana Rastituta				40			30						40				40	150	83,33
23	Yustinus Ardi			30					40					40				40	150	83,33
SUM																			1,844	
MEAN SCORE																			80,17	
PERCENTAGE OF PASSING SCORE																			78,26	

Appendix 16



Reflection Result of the second cycle

Reflection Result of the Second cycle

Number	Specification	Result
1.	Students' speaking ability	Students were able to speak fluently. They could speak using good grammar. The students' pronunciation also better than the previous cycle.
2.	Students' performance on congratulation	Students could make it better, self confident and the results were satisfied. They could communicate with their friends in congratulation well.
3.	Students' classroom activity	Students were enthusiastic and serious to work in group and the group discussion.
4.	Students' score	The students' score for each of speaking specification improved

Appendix 17

Research Permit

	PERKUMPULAN BADAN PENDIDIKAN KARYA BANGSA SEKOLAH TINGGI KEGURUAN DAN ILMU PENDIDIKAN PERSADA KHATULISTIWA PROGRAM STUDI PENDIDIKAN BAHASA INGGRIS SINTANG - KALIMANTAN BARAT Jl. Perintis Sengkuang KM. 4 Lantak, Pte 126 Telp. (0565) 2022388, 2022387 Email: stkipersada@gmail.com Website: www.stkipersada.ac.id	
---	---	---

Nomor : 053/B-6/G1/IX/2021
 Lampiran : 1 (satu) lembar
 Perihal : Izin Penelitian

Kepada
 Yth. Kepala SMA Negeri 01 Ketungau Tengah
 Di Tempat

Dengan hormat,

Berkenaan dengan tugas akhir mahasiswa atau skripsi, kami mohon kepada Bapak untuk memberikan izin kepada mahasiswa kami:


Nama : Ruslin
 NIM : 170107033
 Jurusan : Pendidikan Bahasa dan Seni
 Program Studi : Pendidikan Bahasa Inggris

Untuk melakukan penelitian di sekolah yang Bapak pimpin dengan judul:
"Applying Jigsaw Technique to Improve Students' Speaking Ability of Tenth Grade Students At SMA Negeri 1 Ketungau Tengah". Adapun tanggal dan waktu penelitian sepenuhnya adalah hasil koordinasi kedua belah pihak.


Demikian surat permohonan ini kami sampaikan, atas perhatian dan kerjasamanya kami ucapkan terima kasih.

Sintang, 20 Desember 2021

Mengetahui
Ketua STKIP Persada Khatulistiwa


Didin Syafrudin, S.P., M.Si
 NIDN.111200603

Kepala Prodi PBI


Nijono, M.Pd.
 NIDN.1115028901

Appendix 18

Research Certificate


PEMERINTAH PROVINSI KALIMANTAN BARAT
DINAS PENDIDIKAN DAN KEBUDAYAAN
SMA NEGERI 1 KETUNGAU TENGAH
 Alamat: Jl. Siliwangi Nanga Merakot Kec. Ketungau Tengah Kab. Sintang 780653 ☎082157190994
 Website : <https://www.sman1ketungautengah.sch.id>
 Webmail : admin.sman1ketungautengah.sch.id
 Email : sman1ketungautengah@gmail.com

SURAT KETERANGAN
 Nomor: 420/36/SMAN 1-KT/2022

Yang bertanda tangan dibawah ini Kepala SMA Negeri 1 Ketungau Tengah Kabupaten Sintang, dengan ini menerangkan bahwa :

nama	: RUSLIN
NIM	: 170107033
Jurusan	: Pendidikan Bahasa dan Seni
program Studi	: Pendidikan Bahasa Inggris
perguruan tinggi	: Sekolah Tinggi Keguruan dan Ilmu Pendidikan Persada Khatulistiwa Sintang

Yang bersangkutan telah melaksanakan penelitian dengan judul:
"Applying Jigsaw Technique To Improve Students' Speaking Ability of Tenth Grade Students At SMA Negeri 1 Ketungau Tengah" yang dilaksanakan mulai Tanggal 10 Januari s.d 21 Januari 2022

Demikian surat keterangan ini dibuat agar dapat dipergunakan sebagaimana mestinya.

Nanga Merakot, 22 Januari 2022
 Kepala Sekolah,

Suhirman, S.Pd
 Pembina
 NIP. 19690225-199412 1 002



Appendix 19

Documentation Learning Activity



Learning Using Jigsaw



Interview Cycle 1





Interview Cycle 2



